

Channel Assignment Schemes for Cellular Mobile Telecommunication Systems - A Comprehensive Survey

I. Katzela and M. Naghshineh

Technological advances and rapid development of handheld wireless terminals have facilitated the rapid growth of wireless communications and mobile computing. Taking ergonomics and economics factors into account, and considering the new trends in the telecommunications industry to provide ubiquitous information access, the population of mobile users will continue to grow at a tremendous rate. Another important developing phenomenon is the shift of many applications to multimedia platforms in order to present information more effectively.

The tremendous growth of the wireless/mobile users' population coupled with the bandwidth requirements of multimedia applications requires efficient reuse of the scarce radio spectrum allocated to wireless/mobile communications. Efficient use of radio spectrum is also important from a cost-of-service point of view, where the number of base stations required to service a given geographical area is an important factor. A reduction in the number of base stations and hence a reduction in the cost-of-service can be achieved by more efficient reuse of the radio spectrum. The basic prohibiting factor in radio spectrum reuse is interference caused by the environment or other mobiles. Interference can be reduced by deploying efficient radio subsystems and by making use of channel assignment techniques.

In the radio and transmission subsystems, techniques such as deployment of time and space diversity systems, use of low noise filters and efficient equalizers, and deployment of efficient modulation schemes can be used to suppress interference and to extract the desired signal. However, co-channel interference caused by frequency reuse is the most restraining factor on the overall system capacity in the wireless networks and the main idea behind channel assignment algorithms is to make use of radio propagation path-loss [39, 87] characteristics in order to minimize the Carrier-to-Interference ratio (*CIR*) and hence to increase the radio spectrum reuse efficiency.

The focus of this paper is to provide an overview of different channel assignment algorithms and compare them in terms of performance, flexibility, and complexity. We first start by giving an overview of the channel assignment problem in a cellular environment and we discuss the general idea behind major channel allocation schemes. Then we proceed to discuss different channel allocation schemes within each category.

1 Channel Allocation Schemes

1.1 What Is Channel Allocation?

A given radio spectrum (or bandwidth) can be divided into a set of disjoint or non-interfering radio channels. All such channels can be used simultaneously while maintaining an acceptable received radio signal¹. In order to divide a given radio spectrum into such channels many techniques such as frequency division (*FD*), time division (*TD*), or code division (*CD*) can be used. In frequency division, the spectrum is divided into disjoint frequency bands, whereas in time division the channel separation is achieved by dividing the usage of the channel into disjoint time periods called time slots. In code division, the channel separation is achieved by using different modulation codes. Furthermore, more elaborate techniques can be designed to divide a radio spectrum into a set of disjoint channels based on the combination of the above techniques. For example, a combination of *TD* and *FD* can be used by dividing each frequency band of a *FD* scheme into time slots. The major driving factor in determining the number of channels with certain quality that can be used for a given wireless spectrum is the level of received signal quality that can be achieved in each channel.

Let $S_i(k)$ be denoted as the set (i) of wireless terminals that communicate to each other using the same channel k . By taking advantage of physical characteristics of the radio environment, the same channel k can be reused simultaneously by another set j if the members of set i and j are spaced apart sufficiently. All such sets which use the same channel are referred to as *co-channel sets* or simply *co-channels*. The minimum distance at which co-channels can be reused with acceptable interference is called the "*co-channel reuse distance*" σ .

This is possible because due to propagation path-loss in the radio environment, the average power received from a transmitter at distance d is proportional to $P_T d^{-\alpha}$ where α is a number in the range of 3-5 depending on the physical environment and P_T is the average transmitter power. For example, for an indoor environment with $\alpha = 3.5$, the average power at a distance $2d$ is about 9% of the average power received at distance d . Thus by adjusting the transmitter power level and/or the distance between co-channels, a channel can be reused by a number of co-

¹In practice, each channel can generate some interference in the adjacent channels. However, the effect of such interference can be reduced by adequate adjacent channel separation.

1.2 Different Channel Allocation Schemes

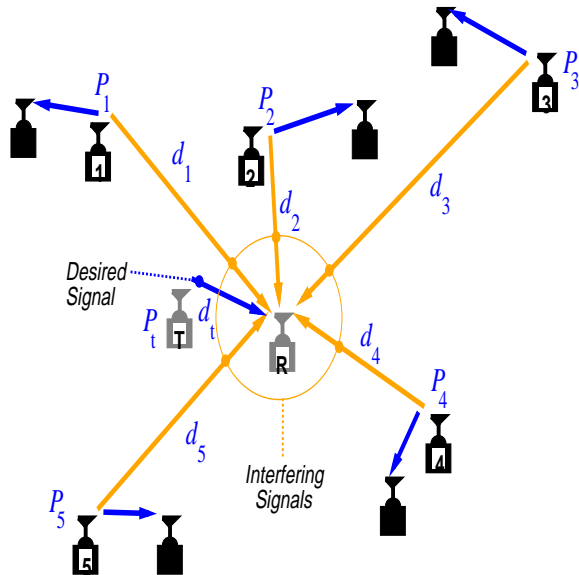


Figure 1: Interference

channels if the carrier-to-interference ratio (CIR) in each co-channel is above the required value CIR_{min} . Here the carrier (C) represents the received signal power in a channel, and the interference (I) represents the sum of received signal powers of all co-channels.

As an example, consider Figure 1 where a wireless station labeled R is at distance d_t from a transmitter station labeled T using a narrowband radio channel. We refer to the radio channel used by T to communicate to R as the *reference channel*. In this Figure, we have also shown five other stations labeled 1, 2, ..., 5, which use the same channel as the reference channel to communicate to some other stations. Denoting the transmitted power of station i by P_i and the distance of station i from R by d_i , the average CIR at the reference station R is given by:

$$CIR = \frac{P_t d_t^{-\alpha}}{\sum_{i=1}^5 P_i d_i^{-\alpha} + N_o} \quad (1)$$

where N_o represents the environmental noise. To achieve a certain level of CIR at the reference station R , different methods can be used. For example, the distance between stations 1, 2, ..., 5 using the co-channel and the reference station R can be increased to reduce the co-channel interference level. Many channel allocation schemes are based on this idea of physical separation. Another solution to reduce the CIR at R is to reduce the interfering powers transmitted from five interfering stations and/or to increase the desired signal's power level P_t . This is the idea behind power control schemes. These two methods present the underlying concept for channel assignment algorithms in cellular systems. Each of these algorithms uses a different way to achieve a CIR_{min} at each mobile terminal by separating co-channels and/or by adjusting the transmitter power.

Channel allocation schemes can be divided into a number of different categories depending on the comparison basis. For example, when channel assignment algorithms are compared based on the manner in which co-channels are separated, they can be divided into Fixed Channel Allocation (FCA), Dynamic Channel Allocation (DCA), and Hybrid Channel Allocation (HCA).

In Fixed Channel Allocation (FCA) schemes, the area is partitioned into a number of cells, and a number of channels are assigned to each cell according to some reuse pattern depending on the desired signal quality. FCA schemes are very simple, however, they do not adapt to changing traffic conditions and user distribution. In order to overcome these deficiencies of FCA schemes, dynamic channel assignment (DCA) strategies have been introduced.

In DCA , all channels are placed in a pool and they are assigned to new calls as needed such that the CIR_{min} criterion is satisfied. At the cost of higher complexity, DCA schemes provide flexibility and traffic adaptability. However, DCA strategies are in less efficient than FCA under high load conditions. To overcome this drawback at high load conditions, Hybrid Channel Assignment (HCA) techniques were designed by combining FCA and DCA schemes.

Channel assignment schemes can be implemented in many different ways. For example, a channel can be assigned to a radio cell based on the coverage area of the radio cell and its adjacent cells such that the CIR_{min} is maintained with high probability in all radio cells. Channels could be also assigned by taking the local CIR measurements of the mobiles' and base stations' receiver into account. That is, instead of allocating a channel blindly to a cell based on worst case conditions (such as letting *co-channels* be located at the closest boundary), a channel can be allocated to a mobile based on its local CIR measurements [95, 10].

Channel assignment schemes can be implemented in centralized or distributed fashion. In the centralized schemes the channel is assigned by a central controller whereas in distributed schemes a channel is selected either by the local Base Station (BS) of the cell from which the call is initiated or selected autonomously by the mobile. In a system with cell based control each base station keeps information about the current available channels in its vicinity. Here the channel availability information is updated by exchange of status information between base stations. Finally, in the autonomously organized distributed schemes the mobile chooses a channel based on its local CIR measurements without the involvement of a central call assignment entity. Obviously, this scheme has a much lower complexity at the cost of lower efficiency. It is important to note that channel assignment based on local assignment can be done for both FCA and DCA schemes.

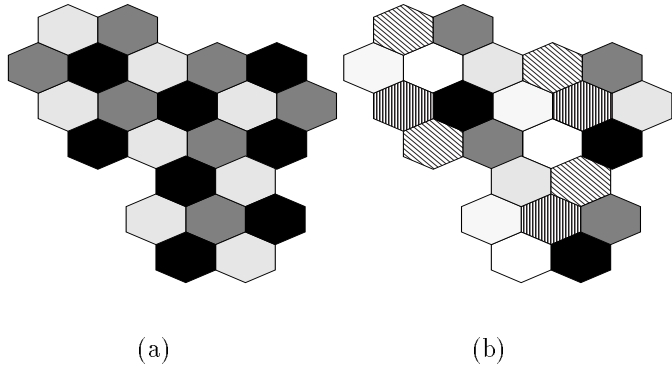


Figure 2: (a) $N=3$ (b) $N=7$

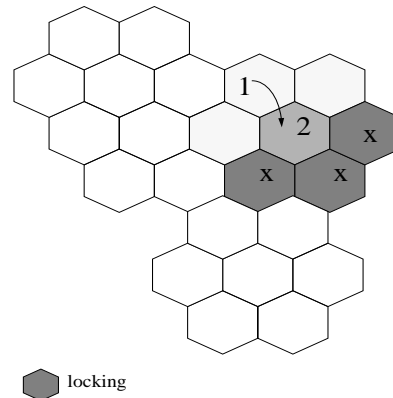


Figure 3: Channel Locking

2 Fixed Channel Allocation

In the Fixed Channel Allocation Strategy (*FCA*) a set of nominal channels is permanently allocated to each cell for its exclusive use. Here a definite relationship is assumed between each channel and each cell, in accordance to *co-channel reuse constraints* [47, 78, 56, 15, 1, 12, 75, 45].

The total number of available channels in the system (C) is divided into sets and the minimum number of channel sets (N) required to serve the entire coverage area is related to the reuse distance σ as follows [78, 45]:

$$N = (1/3)\sigma^2, \text{ For hexagonal cells.} \quad (2)$$

Here σ is defined as D/R_a , where R_a is the radius of the cell and D is the physical distance between the two cell centers [47]. N can assume only the integer values 3, 4, 7, 9 ..., etc., as generally presented by the series, $(i+j)^2 - ij$, with i and j being integers [47, 56]. Figure 2 (a) and (b) gives the allocation of channel sets to cells for $N=3$ ($\sigma=3$) and $N=7$ ($\sigma = 4.45$) respectively.

In the simple *FCA* strategy, the same number of nominal channels is allocated to each cell. This uniform channel distribution is efficient if the traffic distribution of the system is also uniform. In that case, the overall average blocking probability of the mobile system is the same as the call blocking probability in a cell. Since traffic in cellular systems can be non-uniform with temporal and spatial fluctuations, a uniform allocation of channels to cells may result in high blocking in some cells while others might have a sizeable number of spare channels. This could result in a poor channel utilization. It is, therefore, appropriate to tailor the number of channels in a cell to match the load in it by *Nonuniform Channel Allocation* [98, 20] or by *Static Borrowing* [6, 16].

In *Nonuniform Channel Allocation* the number of nominal channels allocated to each cell depends on the expected traffic profile in that cell. Thus, heavily loaded cells are assigned more channels than lightly loaded ones. In [98], an algorithm namely *Non-uniform Compact Pattern Allocation* is proposed for allocating channels to cells according to the traffic distribution in each of them. The proposed

technique attempts to allocate channels to cells in such a way so that the average blocking probability in the entire system is minimized. Let there be N cells and M channels in the system. The allocation of a channel to the set of *co-channel* cells forms a pattern which is referred to as the *Allocation Pattern* [98]. In addition the *Compact Allocation Pattern* of a channel is defined as the pattern with minimum average distance between cells. Given the traffic loads in each of the N cells and the possible compact pattern allocations for the M channels, the *Non-uniform Compact Pattern Allocation* algorithm attempts to find the compatible compact patterns that minimize the average blocking probability in the entire system as nominal channels are assigned one at the time. A similar technique for non-uniform channel allocation is also employed in the algorithms proposed in [20].

Simulation results in [98] show that the blocking probability using the *Non-uniform Compact Pattern Allocation* is always lower than the blocking probability of the uniform channel allocation. It is interesting to note that the reduction of blocking probability is almost uniformly 4 % for the range of the traffic shown in [98]². Also for the same blocking probability, the system can carry, on the average, 10 % (maximum 22 %) more traffic with the use of the non-uniform pattern allocation [98].

In the *Static Borrowing* schemes proposed in [6, 16], unused channels from lightly loaded cells are re-assigned to heavily loaded ones at distances \geq the minimum reuse distance σ . Although in *Static Borrowing* schemes channels are permanently assigned to cells, the number of nominal channels assigned in each cell may be reassigned periodically according to spatial inequities in the load. This can be done in a *scheduled* or *predictive* manner, with changes in traffic known in advance in the former or based on measurements in the latter.

²call arrival rates 20-200 calls/sec for each cell.

2.1 Channel Borrowing Schemes

In a channel borrowing scheme, an acceptor cell that has used all its nominal channels can borrow free channels from its neighboring cells (donors) to accommodate new calls. A channel can be borrowed by a cell, if the borrowed channel does not interfere with existing calls. When a channel is borrowed, several other cells are prohibited from using it. This is called *channel locking*. The number of such cells depends on the cell layout and the type of the initial allocation of channels to cells. For example, for a hexagonal planar layout with reuse distance of one cell ($\sigma = 3$), a borrowed channel is locked in three additional neighboring cells as is shown in Figure 3 while for a one-dimensional layout or a hexagonal planar grid layout with two cell reuse distance it is locked in two additional neighboring cells.

In contrast to *Static Borrowing*, channel borrowing strategies deal with short term allocation of borrowed channels to cells, and once a call is completed the borrowed channel is returned to its nominal cell. The proposed *Channel Borrowing* schemes differ in the way a free channel is selected from a donor cell to be borrowed by an acceptor cell.

The channel borrowing schemes can be divided into *simple* and *hybrid*. In the *Simple Channel Borrowing* schemes any nominal channel in a cell can be borrowed by a neighboring cell for temporary use. In the *Hybrid Channel Borrowing* strategies, the set of channels assigned to each cell is divided into two subsets *A* (*standard* or *local* channels) and *B* (*non-standard* or *borrowable* channels). The subset *A* is for use only in the nominally assigned cell, while the subset *B* is allowed to be lent to neighboring cells. Table 1 summarizes the *Channel Borrowing* schemes proposed in the literature. In the next two subsection we discuss the simple and hybrid borrowing schemes in detail.

2.1.1 Simple Channel Borrowing Schemes

In the *Simple Borrowing* strategy (*SB*) [6, 16, 97, 44, 37, 73], a nominal channel set is assigned to a cell as in the *FCA* case. After all nominal channels are used, an available channel from a neighboring cell is borrowed. To be available for borrowing, the channel must not interfere with existing calls. Although channel borrowing can reduce the call blocking, it can cause interference in the donor cells from which the channel is borrowed and prevent future calls in these cells from being completed [42].

As shown in [73], the *SB* strategy gives lower blocking probability than static *FCA* under light and moderate traffic, but static *FCA* strategy performs better in heavy traffic conditions. That is due to the fact that in light and moderate traffic conditions borrowing of channels provides means to serve the fluctuations of offered traffic, and as long as the traffic intensity is low the number of donor cells is small. In heavy traffic, the channel borrowing may proliferate to such extent, due to channel locking, that the channel usage efficiency drops drastically, causing an increase in the blocking probability and a decrease in the channel utilization [82].

Since the set of borrowable channels in a cell may con-

tain more than one candidate channel, the way a channel is selected from the set plays an important role in the performance of a channel borrowing scheme. The objective of all the schemes is to reduce the number of locked channels caused by channel borrowing. The difference between them is the specific algorithm used for selecting one of the candidate channels for borrowing. Along these lines several variations of the *Simple Borrowing* (*SB*) strategy have been proposed where channels are borrowed from non-adjacent cells [6, 73, 37, 97, 16, 98]. In the following, we discuss briefly each of the proposed schemes.

Borrow from the Richest (*SBR*): In this scheme, channels that are candidates for borrowing are available channels nominally assigned to one of the adjacent cells of the acceptor cell [6]. If more than one adjacent cell has channels available for borrowing, a channel is borrowed from the cell with the most number of available channels for borrowing. As we discussed earlier, channel borrowing can cause *channel locking*. The *SBR* scheme does not take the channel locking into account when choosing a candidate channel for borrowing.

Basic Algorithm (*BA*): This is an improved version of the *SBR* strategy which takes channel locking into account when selecting a candidate channel for borrowing [6, 16]. This scheme tries to minimize the future call blocking probability in the cell that is mostly affected by the channel borrowing. As in the *SBR* case channels that are candidates for borrowing are available channels nominally assigned to one of the adjacent cells of the acceptor cell. The algorithm chooses the candidate channel that maximizes the number of available nominal channels in the worst case nominal cell³ in distance σ to the acceptor cell.

Basic Algorithm with Reassignment (*BAR*): This scheme provides for the transfer of a call from a borrowed channel to a nominal channel whenever a nominal channel becomes available. The choice of the particular borrowed channel to be freed is again made in a manner that minimizes the maximum probability of future call blocking in the cell that is most affected by the borrowing as in the *BA* scheme [16].

Borrow First Available (*BFA*): Instead of trying to optimize when borrowing, this algorithm selects the first candidate channel that it finds [6]. Here the philosophy of the nominal channel assignment is also different. Instead of assigning channels directly to cells, the channels are divided in sets and then each of the sets is assigned to cells at reuse distance σ . These sets are numbered in sequence. When setting up a call, channel sets are searched in a prescribed sequence to find a candidate channel.

Performance Comparison

A general conclusion reached by most studies on the performance comparison of the previous schemes is that adopting a simple test for borrowing, for example, borrowing the first

³Those cells to which a given channel it is nominally assigned are its nominal cells

<i>Category</i>	<i>Scheme</i>
Simple Channel Borrowing	<ul style="list-style-type: none"> • Simple Borrowing (<i>SB</i>) • Borrow from the Richest (<i>SBR</i>) • Basic Algorithm (<i>BA</i>) • Basic Algorithm with Reassignment (<i>BAR</i>) • Borrow First Available (<i>BFA</i>)
Hybrid Channel Borrowing	<ul style="list-style-type: none"> • Simple Hybrid Borrowing Scheme (<i>SHCB</i>) • Borrowing with Channel Ordering (<i>BCO</i>) • Borrowing with Directional Channel Locking (<i>BDCL</i>) • Sharing with Bias (<i>SHB</i>) • Channel Assignment with Borrowing and Reassignment (<i>CABR</i>) • Ordered Dynamic Channel Assignment with Rearrangement (<i>ODCA</i>)

Table 1: Channel Borrowing Schemes

<i>Scheme</i>	<i>Complexity</i>	<i>Flexibility</i>	<i>Performance</i> # of tests to locate borrowable channel
Borrow from the Richest (<i>SBR</i>)	Moderate	Moderate	Few
Basic Algorithm (<i>BA</i>)	High	Moderate	A lot
Basic Algorithm with Reassignment (<i>BAR</i>)	High	Moderate	A lot
Borrow First Available (<i>BFA</i>)	Low	Low	Very Few

Table 2: Comparison between *BFA*, *SBR*, *BA* and *BAR*

available channel that satisfies the σ constraint, yields performance results quite comparable to systems which perform an exhaustive and complex search method to find a candidate channel [6, 16, 98, 97]. *SBR*, *BA* and *BFA* was evaluated by simulation in [6] using a two dimensional hexagonal cell layout with 360 service channels. The offered load was adjusted for an average blocking of 0.02. The results show that all three schemes exhibits nearly the same average blocking probability versus load with about a 25% increase in offered load to achieve an average blocking of 0.02. The *BFA* has an advantage over the other two in that its computing effort and complexity are significantly less. Here the complexity of each algorithm is determined based on the average number of channel tests per call while searching for a candidate channel to borrow. In [6], simulation results showed a large variation in the complexity of these algorithms depending on the network load. For example for a 20% increase in the traffic, *SBR* requires 50 % more channel tests compared to *BFA* and the *BA* requires 100% more channels tests compared to *BFA*. A summary of the comparison results between the *BFA*, *SBR*, *BA* and *BAR* schemes is given in Table 2.

2.1.2 Hybrid Channel Borrowing Schemes

In the following we will describe different hybrid channel borrowing schemes.

Simple Hybrid Channel Borrowing Strategy (*SHCB*):

In the *Simple Hybrid Channel Borrowing* strategy (*SHCB*) [47, 97, 98] the set of channels assigned to each cell is divided into two subsets, *A standard* and *B borrowable* channels. The subset *A* is nominally assigned in each cell, while the subset *B* is allowed to be lent to neighboring cells. The ratio $|A|:|B|$ is determined a priori, depending on an estimation of the traffic conditions and it can be adapted dynamically in a *scheduled* or *predictive* manner [97].

Borrowing with Channel Ordering (*BCO*): The *Borrowing with Channel Ordering* (*BCO*) introduced in [73] and analyzed in [98, 97], outperforms *SHCB* by dynamically varying the local to borrowable channel ratio according to changing traffic conditions [73, 97]. In the *BCO* strategy, all nominal channels are ordered such that the first channel has the highest priority of being assigned to the next local call and the last channel is given the highest priority of being borrowed by the neighboring cells. A variation of the *BCO* strategy called the *BCO with Reassignment* allows intercellular hand-off, i.e., immediate re-allocation of a released high rank channel to a call existing in a lower rank channel in order to minimize the channel locking effect.

Borrowing with Directional Channel Locking (*BDCL*):

In the *BCO* strategy, a channel is suitable for borrowing only if it is simultaneously free in three nearby co-channel

cells. This requirement is too stringent and decreases the number of channels available for borrowing. In the *Borrowing with Directional Channel Locking (BDCL)* strategy, the channel locking in the co-channel cells is restricted to those directions affected by the borrowing. Thus, the number of channels available for borrowing is greater than the one in the *BCO* strategy. To determine in which case a “locked” channel can be borrowed, “lock directions” are specified for each locked channel. The scheme also incorporates reallocation of calls from borrowed to nominal channels and between borrowed channels in order to minimize the channel borrowing of future calls, and especially the multiple channel borrowing observed during heavy traffic.

Performance Comparison

As is shown by simulation in [98]⁴, *BDCL* gives the lowest blocking probability followed by *BCO* and *FCA* both for uniform and non-uniform traffic. The reduction of the blocking probability for *BDCL* and *BCO* over *FCA* for the system in [98] is almost uniformly 0.04 and 0.03 respectively for the range of traffic load tested.

Note that the non-uniform pattern allocation *FCA* scheme, discussed in the previous section, can be also applied in the case of the Hybrid Channel Borrowing Strategies. With the use of non-uniform pattern allocation the relative performance of the *BDCL*, *BCO*, and uniform *FCA* schemes remain the same as before but the traffic carrying capacity of a system can be increased by about 10%. This advantage is additive to those gained from the channel borrowing strategies [98]. A summary of the comparison results between the *BCO*, *BDCL* and *FCA* schemes is given in Table 3.

Category	Results
Traffic Carried Capacity	$\overrightarrow{FCA, BCO, BDCL}$
Blocking Probability	$\overrightarrow{BCDL, BCO, FCA}$

Table 3: Comparison between *BCO*, *BDCL* and *FCA*

Sharing with Bias (SHB): In [90], the *Sharing with Bias (SHB)* was proposed which is a channel borrowing with a coordinated sectoring scheme. The *SHB* strategy is similar to the join biased queue rule [91] which is a simple but effective way to balance the load of servers in the presence of unbalanced traffic. Each cell in the system is divided in three sectors *X*, *Y*, *Z* as shown in Figure 4. Only calls initiated in one of these sectors can borrow channels from the two adjacent cells neighboring the sector (donor cells). In addition the nominal channels in donor cells are divided in two subsets *A*, and *B* as in the *SHCB* case. Channels from set *A* can only be used inside the donor cell while channels in the set *B* can be loaned to an acceptor cell.

⁴The system in [98] consists of 49 hexagonal cells, where each cell is allocated 10 channels, and traffic load varying from 20-200 calls/h

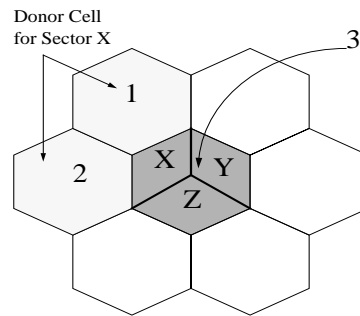


Figure 4: Sharing with Bias

An example is shown in Figure 4. A call initiated in the sector *X* of cell number 3 can only borrow a channel from the set *A* of the cells numbered 1 and 2.

Channel Assignment with Borrowing and Reassignment (CARB): The *Channel Assignment with Borrowing and Reassignment (CARB)* scheme proposed in [16] is statistically optimum in a certain min-max sense. Here channels are borrowed on the basis that they will cause the least harm to neighboring cells in terms of future call blocking probability. Likewise, reassignment of borrowed channels is done in a way to cause maximum relief to neighboring cells.

Ordered Channel Assignment Scheme with Rearrangement (ODCA): The *Ordered Channel Assignment Scheme with Rearrangement (ODCA)* proposed in [54] combines the merits of *CARB* and *BCO* schemes with improvements to yield higher performance. In *ODCA*, when a call requests service, the base station of the cell checks to see if there are any nominal channels available. If there channels are available, the user will be assigned one on an ordered basis as in *BCO*. Here all channels are numbered in predetermined order according to the same criterion as in the *CARB* scheme, and the lowest numbered available idle channel is always selected. If all nominal channels are busy, the cell may borrow a *non-standard* channel from a neighboring cell. Once a *non-standard* channel is assigned, the availability lists of all affected cells where the assigned channel can cause interference are updated. Whenever a channel is no longer required, the availability lists of the cells that are affected are updated accordingly. Whenever a standard channel is available, the channel reassignment procedure is initiated to ensure efficient utilization. If there is a non-standard channel in use in the cell, then the call served by that channel is switched to the newly freed standard channel. The necessary availability lists are also updated. If no non-standard channels are used in the cell, then a call served by a standard channel with lower priority than the newly freed one is switched to the newly freed

channel [54].

Performance Comparison

The performance of *ODCA* was studied in [54] for a highway micro-cellular environment with non-uniform tele-traffic load. Performance comparison with the *FCA* and *CARB* shows significant improvement. The *ODCA* scheme, exhibits a better channel utilization compared to the *CARB* and *FCA*. The *ODCA* scheme also performs better than *ODCA* and *FCA* at blocking probabilities below 0.1. For example, at a blocking probability of 0.05, *ODCA* is capable of supporting 4% more traffic than *CARB* and 35 % more traffic than *FCA* [54]. However the *ODCA* scheme incurs a higher computational overhead in assigning and reassigning channels, and more frequent switching of channels due to the reassignment propagation effect. The performance comparison results between *ODCA*, *CARB* and *FCA* schemes are summarized in Table 4. Finally, a summary of the comparison between Fixed Channel Allocation schemes is given in Table 5.

Category	Results
Channel Utilization	$\overrightarrow{FCA, CARB, ODCA}$
Computational Complexity	$\overrightarrow{ODCA, CARB, FCA}$
Traffic Carried Capacity	$\overrightarrow{FCA, CARB, ODCA}$

Table 4: Comparison between *FCA*, *CARB* and *ODCA*

3 Dynamic Channel Allocation

Due to short term temporal and spatial variations of traffic in cellular systems, *FCA* schemes are not able to attain a high channel efficiency. To overcome this, *Dynamic Channel Allocation (DCA)* schemes have been studied during the past twenty years. In contrast to *FCA*, there is no fixed relationship between channels and cells in *DCA*. All channels are kept in a central pool and are assigned dynamically to radio cells as new calls arrive in the system [66, 44]. After a call is completed, its channel is returned to the central pool.

In *DCA*, a channel is eligible for use in any cell provided that signal interference constraints are satisfied. Since, in general, more than one channel might be available in the central pool to be assigned to a cell that requires a channel, some strategy must be applied to select the assigned channel [12]. The main idea of all *DCA* schemes is to evaluate the cost of using a candidate channel, and select the one with the minimum cost provided that certain interference constraints are satisfied. The selection of the cost function is what differentiates *DCA* schemes [12].

The selected cost function might depend on the future blocking probability in the vicinity of the cell, the usage frequency of the candidate channel, the reuse distance, chan-

nel occupancy distribution under current traffic conditions, radio channel measurements of individual mobile users or the average blocking probability of the system [82].

Although many claims have been made about the relative performance of each *DCA* scheme to one or more alternative schemes, the trade-off, and the range of achievable capacity gains are still unclear and questions remain unanswered: How does each dynamic scheme produce its gain? What are the basic trade-offs that are occurring? Why do some schemes work only under certain traffic patterns? Can different schemes be combined? What is the value of additional status information of the nearby cells? What is the best possible use of the bandwidth? [44].

Based on information used for channel assignment, *DCA* strategies could be classified either as *Call by call DCA* or *Adaptive DCA* schemes [67]. In the *Call by call DCA*, the channel assignment is based only on current channel usage conditions in the service area, while in *Adaptive DCA* the channel assignment is adaptively carried out using information on the previous as well as the present channel usage conditions [67], [8]. Finally, *DCA* schemes can be also divided into centralized and distributed schemes with respect to the type of control they employ. Table 6 gives a list of the proposed *DCA* schemes.

3.1 Centralized DCA Schemes

In the centralized *DCA* schemes, a channel from the central pool is assigned to a call for temporary use by a centralized controller. The difference between these schemes is the specific cost function used for selecting one of the candidate channels for assignment.

First Available (FA): Among the *DCA* schemes the simplest one is the *First Available (FA)* strategy. In *FA* the first available channel within the reuse distance σ encountered during a channel search is assigned to the call. The *FA* strategy minimizes the system computational time and As is shown by simulation in [12], for a linear cellular mobile system, it provides an increase of 20 % in the total handled traffic compared to *FCA* for low and moderate traffic loads.

Locally Optimized Dynamic Assignment (LODA): In the *Locally Optimized Dynamic Assignment (LODA)* strategy [97, 98] the selected cost function is based on the future blocking probability in the vicinity of the cell where a call is initiated.

3.1.1 Channel Reuse Optimization Schemes

The objective of any mobile system is to maximize the efficiency of the system. Maximum efficiency is equivalent to maximum utilization of every channel in the system. It is obvious that the shorter the channel reuse distance, the greater the channel reuse over the whole service area. The cost functions selected in the following schemes attempt to maximize the efficiency of the system by optimizing the reuse of a channel in the system area.

<i>Scheme</i>	<i>Complexity</i>	<i>Flexibility</i>	<i>Performance</i>
Simple FCA	low	low	• Better than Dynamic and Hybrid Borrowing in heavy traffic
Static Borrowing	low-moderate	moderate	• Better than FCA
Simple Channel Borrowing	moderate-high	high	• Better than FCA and Static Borrowing in light and moderate traffic
Hybrid Channel Borrowing	moderate	moderate	• Better than FCA in light and moderate traffic. • Better than Simple Channel Borrowing in heavy loads

Table 5: Comparison Between Fixed Channel Allocation Schemes

<i>Category</i>	<i>Scheme</i>
Centralized DCA	<ul style="list-style-type: none"> • First Available (<i>FA</i>) • Locally Optimized Dynamic Assignment (<i>LODA</i>) • Selection with Maximum Usage on the Reuse Ring (<i>RING</i>) • Mean Square (<i>MSQ</i>) • Nearest Neighbor (<i>NN</i>) • Nearest Neighbor + 1 (<i>NN + 1</i>) • 1 - clique
Distributed DCA	<ul style="list-style-type: none"> • Locally Packing Distributed DCA (<i>LP - DDCA</i>) • <i>LP - DDCA</i> with ACI constraint • Moving Direction (<i>MD</i>)
CIR measurement DCA schemes	<ul style="list-style-type: none"> • Sequential Channel Search (<i>SCS</i>) • <i>MSIR</i> • Dynamic Channel Selection • Channel Segregation
One Dimension Systems	<ul style="list-style-type: none"> • MINMAX • Minimum Interference (<i>MI</i>) • Random Minimum Interference (<i>RMI</i>) • Random Minimum Interference with Reassignment (<i>RMIR</i>) • Sequential Minimum Interference (<i>SMI</i>)

Table 6: Dynamic Channel Allocation Schemes

Selection with Maximum Usage on the Reuse Ring (*RING*): In the *Selection with Maximum Usage on the Reuse Ring (RING)* strategy [12], a candidate channel is selected which is in use in the most cells in the *co-channel* set. If more than one channel has this maximum usage, an arbitrary selection among such channel is made to serve the call. If none is available, then the selection is made based on the *FA* scheme.

Mean Square (*MSQ*), Nearest Neighbor (*NN*), Nearest Neighbor plus one (*NN + 1*): The *Mean Square (MSQ)* scheme selects the available channel that minimizes the mean square of the distance among the cells using the same channel. The *Nearest Neighbor (NN)* strategy selects the available channel occupied in the nearest cell in distance $\geq \sigma$ while the *Nearest Neighbor plus one (NN + 1)*

scheme selects an eligible channel occupied in the nearest cell within distance $\geq \sigma + 1$ or in distance σ if an available channel is not found in distance $\sigma + 1$ [12].

Performance Comparison

Computer simulations of *FCA*, *MSQ*, *NN*, and *NN + 1* strategies show that under light traffic conditions, *NN* exhibits the lowest blocking rate, followed by *MSQ FCA*, and *NN + 1* [67]. Also, the *NN + 1* strategy when applied to a micro-cellular system leads to lower forced call termination and channel changing since the mobile unit is more likely to keep the same channel when it moves to an adjacent cell [13].

In addition, simulation results of *FA*, *RING* and *NN* schemes [12, 11] show that for both one dimensional and two dimensional mobile systems, all of the above schemes

Category	Results
Blocking Probability	$NN, \overrightarrow{MSQ}, \overrightarrow{FA}, NN+1$
Forced Termination Rate	$NN+1, NN, \overrightarrow{MSQ}, \overrightarrow{FA}$
Channel Changing	$NN+1, \overrightarrow{NN}, \overrightarrow{MSQ}, \overrightarrow{FA}$
Carried traffic	$NN, NN+1, \overrightarrow{RING}, \overrightarrow{MSQ}, \overrightarrow{FA}$

Table 7: Channel Reuse Optimization Schemes

operate at very low blocking rates until the offered traffic reaches some critical value. A small increase in the offered traffic above this value produces a considerable increase in the blocking probability of new calls and results in a very little increase in the traffic carried by the system, the load at which blocking begins to occur in a one dimensional systems [11], is somewhat greater than the load at which blocking begins to occur in two dimensional systems [12]. Finally, the simulation results in [11] show that strategies like *RING* and *NN* which use a channel reuse optimization approach are able to carry 5 % more traffic at a given blocking rate of 3% compared to a channel assignment strategy like *FA* which does not employ any channel reuse optimization. A summary of the performance comparison of the Channel Reuse Optimization Schemes is given in Table 7.

1-clique: All four previous schemes employ local channel reuse optimization schemes. A global channel reuse optimization approach is used in *1-clique* strategy. The *1-clique* scheme uses a set of graphs, one for each channel, expressing the non co-channel interference structure over the whole service area for that channel. In each graph a vertex represents a cell, and cells without co-channel interference are connected with edges. Thus, each graph reflects the results of a possible channel assignment. A channel is assigned from the several possibilities so that as many vertices as possible still remain available after the assignment. This scheme shows a low probability of blocking but when there are a lot of cells the required computational time makes a timely channel selection difficult [66].

Schemes with Channel Rearrangement: Compared to *FCA* schemes, *DCA* schemes do not carry as much traffic at high blocking rates because they are not able to maximize the channel reuse as they serve the randomly offered call attempts. In order to improve the performance of *DCA* schemes at large traffic conditions, channel reassignment techniques have been suggested [15], [12], [61]. The basic goal of channel reassignment is to switch calls already in process, whenever possible, from channels that these calls are using, to other channels, with the objective of keeping the distance between cells using the same channel simultaneously to a minimum. Thus, the channel reuse is more concentrated and more traffic can be carried per channel at a given blocking rate.

Base Station Number	Channel Number								Number of Assignable Channels
	1	2	3	4	5	6	...	M	
i		x					...		0
i_1	x			x			...		0
i_2			x				...		2
\vdots	\vdots	\vdots	\vdots	\vdots	\vdots	\vdots	\vdots	\vdots	\vdots
i_{k_i}			x		x				4

Table 8: ACO Matrix at Base Station i

3.2 Distributed DCA Schemes

Micro-cellular systems have shown a great potential for capacity improvement in high density personal communication networks [58, 17, 87, 24]. However, propagation characteristics will be less predictable and network control requirements will be more intense than in the present systems. Several simulation and analysis results have shown that centralized *DCA* schemes can produce near optimum channel allocation, but at the expense of a high centralization overhead [8, 23, 4, 18, 71]. Distributed schemes are therefore more attractive for implementation in the micro-cellular systems, due to the simplicity of the assignment algorithm in each base station.

The proposed distributed *DCA* schemes use either local information about the current available channels in the cell's vicinity (*Cell Based*) schemes [38, 57, 64, 65] or signal strength measurements [77, 27, 5].

In the *Cell Based* schemes a channel is allocated to a call by the base station where the call is initiated. The difference with the centralized approach is that each base station keeps information about the current available channels in its vicinity. The channel pattern information is updated by exchange of status information between base stations. The *Cell Based* scheme provides near optimum channel allocation at the expense of excessive exchange of status information between base stations, especially under heavy traffic loads.

Particularly appealing are the *DCA* interference adaptation schemes that rely on signal strength measurements [77]. In the interference adaptation schemes, a base station uses only local information, without the need to communicate with any other base station in the network. Thus, the system is self organizing, and channels can be placed or added everywhere, as needed, to increase capacity or to improve radio coverage in a distributed fashion. These schemes allow fast real time processing and maximal channel packing⁵ at the expense of increased co-channel interference probability with respect to ongoing calls in adjacent cells, which may lead to undesirable effects such as interruption, deadlock and instability.

⁵The channel packing refers to the area where a channel cannot be reused and how closely these areas are packed.

3.2.1 Cell Based Distributed DCA Schemes

Local Packing Dynamic Distributed Channel Assignment (LP-DDCA): In the *Local Packing Dynamic Distributed Channel Assignment (LP-DDCA)* scheme proposed in [38], each base station assigns channels to calls using the Augmented Channel Occupancy Matrix (ACO), which contains the necessary and sufficient local information for the base station to make a channel assignment decision. Let M be the total number of available channels in the system and k_i the number of neighboring cells to cell i within the co-channel interference distance. The ACO matrix, as shown in Table 8, has $M + 1$ columns and $k_i + 1$ rows. The first M columns correspond to the M channels. The first row indicates the channel occupancy in cell i and the remaining k_i rows indicate channel occupancy pattern in the neighborhood of i , as obtained from neighboring base stations. The last column of the matrix corresponds to the number of current available channels for each of the $k_i + 1$ co-channel cells. Thus, an empty column indicates an idle channel which can be assigned to cell i . When a call requests service from cell I , its base station uses the ACO matrix and assigns the first channel which has an empty column. The content of the ACO table is updated by collecting channel occupancy information from interfering cells. Whenever a change of the channel occupancy happens in one cell, the base station of the cell informs the base stations of all the interfering cells regarding the change in order to update the information in the local ACO matrices.

Adjacent Channel Interference Constraint

In addition to constrain co-channel interference, the design of a wireless cellular system must also include measures to limit adjacent channel interference (ACI). Channel impairments such as cross-talk, premature hand-offs and dropped calls may result from ACI leading to degradation of quality of service. Although channel filters in both the base station and the mobile unit receivers significantly attenuate signal from adjacent channels, severe interference may occur in circumstances where the received signal level of an adjacent channel greatly exceeds that of the desired channel. This situation arises often in mobile cellular environments due to the distance differences between the mobile units and the base stations. To reduce ACI, typical cellular systems employing FCA avoiding the use of adjacent channels in the same base station.

All the DCA schemes discussed so far assign channels to calls based on the constraint imposed only by co-channel interference, overlooking the ACI constraint. Any of the previous described DCA schemes could be modified so that they assign channels to calls respecting both the minimum co-channel interference and the ACI constraints at the expense of a reduction in the total carried traffic.

LP-DDCA with ACI constraint: In [57], a modified version of the *Local Packing Dynamic Distributed Channel Assignment (LP-DDCA)* scheme was proposed which incorporates the ACI constraint.

The variation of the LP-DDCA imposes additional conditions on the channel selection from the ACO matrix [57]. If the required channel separation between channels to avoid ACI interference is N_{adj} , the $N_{adj} - 1$ columns to the left and right of that channel should have empty entries in the first row of the ACO matrix. When a call requests service from cell i , its base station searches in the first row of the ACO matrix, for a group of $2N_{adj} - 1$ consecutive empty entries where the center column of the group is empty. If successful, it assigns the channel. Otherwise, the base station searches for $2N_{adj} - 1$ consecutive empty entries in the first row, where the center column has only one mark. If a channel is found, it checks to see whether the cell that uses the channel has additional channels available. In that case, it sends a message to the corresponding cell and the base station of that cell switches the call using the channel in consideration to a new one. Thus the base station of cell i can use the channel. Otherwise the call is blocked.

The simulation results of the modified LP-DDCA [57] show that when the co-cell channel separation is less than four, which is the case in most real systems, the impact of the additional constraint on the complexity of the channel selection procedure is insignificant. Also the fact that the modified LP-DDCA is robust to ACI interference is primarily due to its ability to provide flexible reuse packing of channels by allowing up to one local reassignment to accommodate a new call.

Moving Direction (MD): The *Moving Direction (MD)* strategy was proposed in [64], and [65] for one-dimensional micro-cellular systems. In these systems, forced call termination and channel changing occur frequently because of their small cell size [65]. The MD strategy uses information of moving directions of the Mobile Units to decrease both the forced call termination blocking probability and the channel changing. An available channel is selected among those assigned to Mobile Units that are elsewhere in the service area and moving in the same direction as the MS in question. The search for such a channel starts from the nearest non-interfering cell to the one where the new call was initiated and stops at the cell that is α reuse distances away, where α is a parameter.

A channel assignment example is given in Figure 5 where **b**, **c**, **d**, **e** are the available channels and **DR** is the minimum reuse distance. For this example the parameter α is set to one. The new call attempt is assigned channel **b** since the mobile requesting the channel is moving in the same direction as the mobile in cell number 5.

The sets of mobiles moving in the same direction and assigned the same channel are thus formed. So, when a mobile of a set crosses a cell boundary, it is likely that a same-set of mobiles has already crossed out of its cell to the next cell. In this manner, a mobile can use the same channel after hand-off with higher probability. This lowers the probability of both changing channels and forced call termination. The strategy is efficient in systems where mobiles move at nearly the same speed through the cells

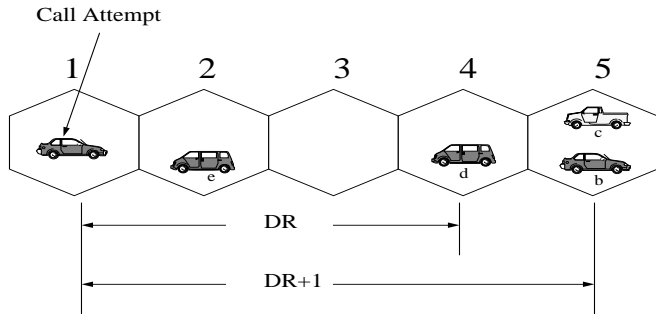


Figure 5: Moving Direction Strategy Illustration

Category	Results
Blocking Probability	$NN, MD, \underline{NN+1}, FCA$
Forced Call Termination	$MD, \underline{NN+1}, NN, FCA$
Channel Changing	$MD, \underline{NN+1}, FCA, NN$
Carried traffic	$FCA, \underline{NN+1}, NN, MD$

Table 9: Comparison between MD , NN , $NN+1$ and FCA

laid along a road or a highway and for one dimensional micro-cellular systems.

The simulation results in [65] for a one-dimensional system show that the MD strategy provides lower probability of forced call termination compared to the NN , $NN+1$ and FCA strategies. Although the MD scheme has attractive features it is not obvious how it could be expanded to a two-dimensional system. A summary of the comparison results is given in Table 9.

3.2.2 Signal Strength Measurement Based Distributed DCA Schemes

A large body of research has been published on the performance analysis of channel allocation schemes, both FCA and DCA , [84, 85, 10, 45, 95], in which knowledge about the mobiles locations is not taken into account. In all of these schemes, channels are allocated to cells based on the assumption that the mobile may be located anywhere within the boundary of the cell. Thus, the packing of channels is not maximal. These schemes suffer from the fact that the selected fixed reusability distance might be too pessimistic.

In the interference adaptation schemes, mobiles measure the amount of co-channel interference to determine the reusability of the channel. If we assume that there is a mechanism by which mobiles and base stations can measure the amount of interference as was done in [32], then maximal channel packing could be achieved. An example of a system based on this principle is the DECT standard

[2].

However, local decisions can lead to sub-optimal allocation. In interference adaptation DCA schemes, mobiles and base stations estimate signal to interference ratio (CIR) and allocate a channel to a call when predicted $CIRs$ are above a threshold. It is possible that this allocation will cause the CIR of established calls to deteriorate. In that case a service *interrupt* occurs. If the interrupted call can not find an acceptable new channel immediately, the result is a premature service termination referred to as *deadlock*. Even if the interrupted call finds an acceptable channel, setting up a link using the new channel can cause interruption to another established link. These successive interruptions are referred as *instability*. If no channel is available for the initial call request, then the call is blocked [77], [29].

Sequential Channel Search (SCS): The simplest scheme among the interference adaptation DCA schemes is the *Sequential Channel Search* (SCS) strategy [77] where all mobile/base station pairs examine channels in the same order and choose the first available with acceptable CIR . It is expected that SCS will support a volume of traffic by sub-optimal channel packing at the expense of causing many interruptions.

$MSIR$: In $MSIR$ [77], a base station searches for the channel with the minimum interference ratio in the uplink direction. Because it first assigns unused or lightly loaded channels to new calls, $MSIR$ has a relatively low interruption probability than SCS . On the other hand, it is more vulnerable to blocking than SCS . It is generally observed by the simulation results that there is a trade off between the goal of avoiding call blocking and the goal of avoiding interruptions [77].

Dynamic Channel Selection (DCS): The *Dynamic Channel Selection* (DCS) as presented in [70], is a fully distributed algorithm for flexible mobile cellular radio resource sharing based on the assumption that mobiles are able to measure the amount of interference they experience in each channel. In DCS , each mobile station estimates the *interference probability* and selects the base station which minimizes its value. The *interference probability* is a function of a number of parameters such as the received signal power from base stations, the availability of channels, and co-channel interference. In order to evaluate the *interference probability*, specific models for each of the above parameters should be developed. In [70], models are developed to calculate probabilities of channel availability, desired carrier power and the carrier to interference ratio for constant traffic load.

Channel Segregation: The *Channel Segregation* strategy was proposed in [27, 5] as a self-organized dynamic channel assignment scheme. By scanning all channels, each cell selects a vacant channel with an acceptable co-channel interference level. The scanning order is formed independently for each cell in accordance with the probability of

the channel selectability $P(i)$ which is renewed by learning [27]. For every channel i in the system, each cell keeps the current value of $P(i)$. When a call request arrives at the base station, the base station channel with the highest value of $P(i)$ under observation is selected. Subsequently, the received power level of the selected channel is measured in order to determine whether the channel is used or not. If the measured power level is below (or above) a threshold value, the channel is determined to be idle (or busy). If the channel is idle, the base station starts communication using the channel and its priority is increased. If the channel is sensed busy the priority of the channel is decreased and the next highest priority channel is tried. If all channels are busy, then the call is blocked [27, 5]. The value of $P(i)$ and the update mechanism determine the performance of the algorithm. In [27], $P(i)$ is updated to show the successful transmission probability on channel i as follows:

$$\begin{aligned}
 P(i) &= [P(i)N(i) + 1]/[N(i) + 1] \quad \text{and} \\
 N(i) &= N(i) + 1 \quad \text{if the channel is idle} \\
 P(i) &= [P(i)N(i)]/[N(i) + 1] \quad \text{and} \\
 N(i) &= N(i) + 1 \quad \text{if the channel is busy} \quad (3)
 \end{aligned}$$

Here $N(i)$ is the number of times channel i is accessed. In [5] the update mechanism for $P(i)$ is defined as $P(i) = N_s(i)/N(i)$, where $N_s(i)$ is the number of successful uses of the channel i .

Since no channel is fixed to any specific cell, channel segregation is a dynamic channel assignment method. It is also autonomous, since no channel reuse planning is required and adaptive to changes in the mobile environment [5]. The simulation results in [27] shows that the channel segregation scheme uses channels efficiently and decreases the number of intra-cell hand-offs, i.e., the reassignment of channels to avoid interference. It also decreases the load of the switching system and decreases the quality degradation during a hand-off period [27]. Simulation results show that interference due to carrier sense error is reduced by 1/10-1/100 with channel segregation [27]. Also the blocking probability is greatly reduced compared to *FCA* and *DCA* schemes. Speed of convergence to the optimum global channel allocation is an important issue to implement channel segregation. Based on the analysis in [27], channel segregation quickly reaches some sub-optimal allocation but convergence to the optimum global allocation takes a prohibiting large amount of time because there are may local optimum allocations.

The discussion in [5] shows that channel segregation can be successfully applied to a TDMA/FDMA or a multi-carrier TDMA system As was discussed in [5], the difference in the performance of the FDMA and the TDMA/FDMA system using channel segregation is small, and the one carrier-TDMA system and the FDMA have, in principle, similar performance. The advantages of the *Channel Segregation* are summarized in Table 10.

<i>Channel Segregation - Advantages</i>
<ul style="list-style-type: none"> • Fully Distributed • Autonomous • Adaptive to Traffic Changes • Decrease the number of intra-cell hand-offs • Decrease load to switching system • Reduce Interference due to carrier sense error • Reduce Blocking Probability • Quickly reaches a sub-optimal allocation

Table 10: Advantages of Channel Segregation

3.2.3 One-Dimensional Cellular Systems

All the *DDCA* schemes described in this section are applicable for one- dimensional cellular mobile systems. One-dimensional structures can be identified in cases such as streets with tall buildings shielding interference on either side [29].

Minimum Interference (MI): The minimum interference scheme (*MI*) is a well known scheme among the simplest for one-dimensional cellular systems. It is incorporated in the CT-2(enhanced cordless phone) and DECT(Pan European cordless phone) systems [29]. We present here the *MI* and its modifications.

In an *MI* scheme, a mobile signals its need for a channel to its nearest base station. The base station then measures the interfering signal power on all channels that are not already assigned to other mobiles. The mobile is assigned a channel that has the minimum interference. The order in which mobiles are assigned channels affects the efficiency of channel reuse. Taking into consideration the order of service we discuss three variations of the *MI* scheme:

- **Random Minimum Interference (RMI):** In the *Random Minimum Interference* scheme, the mobiles are served according to the *MI* scheme in a random order, or equivalently, in the order in which calls arrive in the system.
- **Random Minimum Interference with Reassignment (RMIR):** In *Random Minimum Interference with Reassignment*, mobiles are first served according to the *RMI* scheme. Each mobile is then reassigned a channel by its base station according to the *MI* scheme. Those mobiles that are denied service by the initial *RMI* scheme also try to obtain a channel again. The order in which mobiles are reassigned is random. The number of the times this procedure is carried out is called the number of reassignments R [29].
- **Sequential Minimum Interference(SMI):** In the *Sequential Minimum Interference* scheme, mobiles are assigned channels according to the *MI* scheme in a sequential order. The sequence that is followed is that any mobile is served only after all the mobiles that are to the of it have been a chance to be served. This

procedure would require some coordination between base stations because of the sequential order of service.

MINMAX: Another scheme applicable for one dimensional cellular systems is the *MINMAX* strategy. In the *MINMAX* scheme a mobile is assigned a channel that maximizes the minimum of the *CIRs* of all the mobiles that are being served by the system at that time. A mobile is served only after all mobiles to the left of it have had a chance to be served. This sequential (left to right) order of service is chosen because it appears to be the best way for reusing the channel [29]. The mobile that is immediately to the right of a given set of mobiles with channels assigned is the one which will cause the most interference at the base station servicing the given set of mobiles. It is also the one which has the most interference from that set of mobiles.

Performance Comparison

In [29], *RMI*, *RMIR* and *SMI* are compared for a one-dimensional micro-cellular system. Also, their performance was also compared to *MAXMIN* scheme which gives an upper bound on the performance of distributed channel assignment schemes for one dimensional systems. The system performance is defined as the probability of call blocking as a function of load. The simulation results in [29] show that the call blocking probability decreases for *FCA*, *RMI*, *RMIR*, *SMI* and *MINMAX* schemes in that order. *RMI* exhibits approximately 30 % improvement in the blocking probability compared to *FCA*. *RMIR* gives an additional 8% improvement over *RMI* and *SMI* gives an additional 2% over *RMIR*.

One would expect that the relative behavior of *RMI*, *RMIR*, *SMI* and *MAXMIN* schemes would not change very much in a two- dimensional system. However it is not obvious how one could implement these schemes in a two-dimensional system since an order of service is difficult to recognize in a two-dimensional system. A summary of the performance comparison between the *Centralized*, *Cell-Based* and *Measurement-Based* distributed *DCA* schemes is given in Table 11.

3.3 Comparison Between FCA and DCA

In general there is a trade off between the quality of service, the implementation complexity of the channel allocation algorithms, and the spectrum utilization efficiency.

Simulation [12] [1],[47] and analysis [44] results show that under low traffic intensity, *DCA* strategies performs better. However, *FCA* schemes become superior at high offered traffic, especially in the case of uniform traffic. In the case of non-uniform traffic and light to moderate loads, it is believed that the dynamic allocation scheme will perform better. This is due to the fact that under low traffic intensity, *DCA* uses channels more efficiently than *FCA*. In the *FCA* case, channels are pre-assigned to cells so there are occasions that due to fluctuation in traffic, calls are blocked although there are channels available in adjacent cells. In addition, a basic fact of telephone traffic engi-

neering is that a server with capacity C is more efficient than a number of small ones with the same total aggregate capacity. That is, for the same average blocking probability a system with a high capacity has a higher utilization [76]. *FCA* schemes behave like a number of small groups of servers while *DCA* provides a way of making these small groups of servers behave like a larger server.

The initiation of requests for service from cell to cell is a random process and, therefore, when dynamic assignment is used, different channels are assigned to serve calls at random too. Because of this randomness, it is found that cells that have borrowed the same channel for use are, on the average, spaced apart at a greater distance than the minimum reuse distance. Consequently dynamic assignment schemes are not always successful in reusing the channels the maximum possible number of times. On the other hand, in *FCA* scheme a specific channel can be assigned to cells that are apart by the minimum distance such that no interference occurs. The assignment is done in a way so that the maximum reusability of channels is always achieved. That is why the *FCA* exhibits superior performance compared to *DCA* under heavy load conditions.

Simulation results [6, 1, 21] agree with the above and show that in the case of *DCA* schemes, the system is not overly sensitive to time and spatial changes in offered traffic, giving rise to almost stable performance in each cell. In addition, in the *DCA*, the grade of service within an interference group of cells depends on the average loading within that group and not on its spatial distribution [6], [1], [21]. On the other hand, in the case of *FCA*, the service deviation, a measure of the grade of service fluctuations from one cell to another, is very much worsened by time and spatial traffic changes.

In general, for the same blocking rate, *DCA* has a lower forced call termination rate than *FCA*. In *FCA* a call must be handed-off into another channel at every hand-off because the same channel is not available in adjacent cells. In *DCA*, the same channel can be assigned in the new cell if co-channel interference does not occur. In micro-cellular systems, mobiles cross cell boundaries frequently and the traffic of each cell varies drastically. Thus, a large amount of channel assignment control is required which results in frequent invocation of network control functions. Application of *DCA* schemes in these system will be advantageous in solving the above problems due to flexibility in their channel assignment. As it was shown by simulation in [46], the traffic performance of *FCA* deteriorates when cells are small while *DCA* provides much steadier performance. If we add also the geographical load variations, the gain of *DCA* over *FCA* will be drastically increased.

3.3.1 System Complexity Comparison

In *FCA*, the assignment control is made independently in each cell by selecting a vacant channel among those allocated to that cell in advance. In *DCA*, the knowledge of occupied channels in other cells as well as in the cell in question is necessary. The amount of control is different

	<i>Centralized DCA</i>	<i>Cell-Based Control Distributed DCA</i>	<i>Measurement-Based Distributed DCA</i>
<i>Advantages</i>	<ul style="list-style-type: none"> • Near Optimum Channel Allocation 	<ul style="list-style-type: none"> • Near Optimum Channel Allocation 	<ul style="list-style-type: none"> • Sub-Optimum Channel Allocation • Simple Assignment Algorithm • Use of Local Information • Minimum Communication with other Base Stations • Self Organized • Increases system capacity, efficiency, radio coverage • Fast Real Time Processing • Adaptive to Traffic Changes
<i>Disadvantages</i>	<ul style="list-style-type: none"> • High centralized Overhead 	<ul style="list-style-type: none"> • Extensive communication with other stations 	<ul style="list-style-type: none"> • Increased co-channel Interference • Increased Interruption, deadlock probability and instability

Table 11: Comparison between *DCA* schemes

in each *DCA* strategy. If the *DCA* requires a lot of processing and complete knowledge of the state of the entire system, the call set up delay would be significantly long without high speed computing and signaling. As was discussed in [86], the implementation complexity of the *DCA* is higher than *FCA*. The physical implementation of *DCA* requires a great deal of processing power to determine optimal allocations, and a heavy signaling load. On the other hand, *FCA* requires a complex and labor intensive frequency planning effort to set up a system which is not the case for the *DCA* schemes [57].

Regarding the type of control, *FCA* is suitable for a centralized control system while a *DCA* strategy is applicable to a decentralized control system. A centralized control scheme creates a huge control volume in a micro-cellular system which can lead too bottleneck. One solution is to divide the control area into several sub-areas of suitable size. To capture all of the above trade-offs, a summary of the performance comparison of *FCA* and *DCA* schemes is given in Table 12.

3.3.2 Comparison Models

Due to the complexity of the problem, most of the performance comparison studies between *FCA* and *DCA* strategies are based on simulation models [44]. A principal problem with simulation comparison is the lack of common context and common scenarios within each strategy. Thus, more unified realistic quantitative studies are necessary. Simulations to compare the performance must be done under common conditions such as cell structure, number of channels and traffic intensity in each cell. In addition, simulation with time varying traffic is necessary for more realistic scenarios.

The problem of performance analysis of cellular mobile systems using dynamic channel allocation has been dis-

cussed in several papers [22, 95, 92]. In [40] an improved simulation model suitable for future mobile systems was proposed which can be used for the tele-traffic calculations and the dimensioning of the system, and to describe the radio coverage of the system with an appropriate level of detail. The main difference between that model compared to ones used in other papers is the fact that it allows overlapping cell areas.

If some practical aspects, such as fading hand-offs and adjacent channel interference are ignored, then the channel assignment problem is essentially a queuing optimization problem [42]. Along these lines, Kelly [49, 50] studied analytically the benefits of *Maximum Packing* scheme over *FCA*, providing a capacity upper bound for some dynamic schemes. The analysis in [33] finds a bound of the blocking probabilities for a similar system. In [79], a "Shannon type bound" for a single service class was derived. However, all of these studies ignore hand-offs entirely. In [55], the dynamic and fixed allocation using the notion of stochastic dominance was studied which incorporates hand-offs. Furthermore, the conditions for which dynamic schemes, for the case of uniform traffic and well defined cells, perform better was derived [44].

In [44], a comparison is made between the Maximum Packing⁶ allocation policy, the fixed allocation and the optimal control policy⁷. Here the system model is a specific example of a multiple server, multiple resource system similar to the one described in [43]. The cellular system is modeled as a multidimensional time reversible Markov chain in which states are the number of calls in progress in each cell. The strength of the model is that both basic frequency reuse constraints and any additional dynamic

⁶which provides an upper bound on the performance for every *DCA* policy

⁷provides an exact upper bound on the maximum achievable throughput of the system and gives insight on how increased performance is gained

<i>FCA</i>	<i>DCA</i>
<ul style="list-style-type: none"> • Performs better under Heavy traffic • Low Flexibility in Channel Assignment • Maximum Channel Reusability • Sensitive to time and spatial changes • Not stable grade of service per cell in an interference cell group • High forced call termination probability • Suitable for large cell environment • Low flexibility 	<ul style="list-style-type: none"> • Performs better under light/moderate traffic • Flexible Allocation of Channels • Not always maximum Channel Reusability • Insensitive to time and time spatial changes • Stable grade of service per cell in an interference cell group • Low to moderate forced call termination probability • Suitable in micro-cellular environment • High Flexibility
<ul style="list-style-type: none"> • Radio equipment covers all channels assigned to the cell • Independent Channel • Control • Low Computational Effort • Low Call set up delay • Low implementation Complexity • Complex, labor intensive frequency planning • Low signaling load • Centralized Control 	<ul style="list-style-type: none"> • Radio equipment covers the temporary channels assigned to the cell • Fully Centralized to Fully distributed Control dependent on the scheme • High Computational Effort • Moderate to High Call set up delay • Moderate to high implementation complexity • No frequency planning • Moderate to high signaling load • Centralized, decentralized, distributed control depending on the scheme

Table 12: Comparison between *FCA* and *DCA*

channel allocation constraints can be incorporated in the same model. Therefore competing strategies can be equally compared and the differences between them easily understood. The principal weakness of the model is that ignores hand-offs. This is necessary to achieve a tractable form for the stationary distribution and the optimal control. In addition computational considerations limit the size of the state space for which the optimal policies under specific traffic loads can be calculated [44].

The analysis in [44] showed that for a symmetric cellular system (same size of cells, uniformly distributed traffic load), the total system throughput for the *FCA*, *Maximum Packing* and optimal policies are increasing and concave with the increase in the system capacity. The same behavior is observed in the case of an increase in the cell load. At low loads, the total throughput under maximum packing is higher than under fixed allocation while at high loads, the total throughput under maximum packing is lower than under fixed allocation. Therefore there exists a unique crossover point of the two throughputs versus load curves.

However, at low loads, both policies achieve throughput close to the offered load, but Maximum Packing obtains a lower probability of blocking. At high loads both strategies achieve a throughput close to the capacity of the cellular system, but FA obtains lower probability of blocking because it more often avoids states where the instantaneous throughput is sub-optimal.

At a moderate load it is natural to ask if it might be valuable to combine these two strategies by reserving some of the channels for each cells and sharing the remainder among the cells. Indeed, as we will discuss in the next

section, a lot of policies have been proposed among these lines. In [44] a policy was considered that at low loads resembles maximum packing and at high loads it resembles *FCA*.

4 Hybrid Channel Allocation

The *Hybrid Channel Assignment (HCA)* schemes are a mixture of the *FCA* and *DCA* techniques. In *HCA*, the total number of channels available for service is divided into *fixed* and *dynamic* sets. The *fixed* set contains a number of nominal channels that are assigned to cells as in the *FCA* schemes and in all cases are to be preferred for use in their respective cells. The second set of channels is shared by all users in the system to increase flexibility. When a call requires service from a cell and all of its nominal channels are busy, then a channel from the dynamic set is assigned to the call. The channel assignment procedure from the dynamic set follows any of the *DCA* strategies described in the previous section. For example in the studies presented in [47] and [14], the *FA* and *RING* strategies are used respectively for the dynamic channel assignment. Variations of the main *HCA* schemes include *HCA* with channel reordering [14], and *HCA* schemes where calls that cannot find an available channel are queued instead of being blocked [78]. The call blocking probability for an *HCA* scheme is defined as the probability that a call arriving to a cell finds both the fixed and dynamic channels busy ⁸.

⁸There is a simplified assumption here, there is a possibility that some dynamic channels are free but the call can not use them because the

Performance evaluation results of different *HCA* schemes have been presented in [47, 78, 15, 89]. In [47], a study is done for an *HCA* scheme with Erlang-b service discipline for uniform size and shape cells where traffic is uniformly distributed over the whole system. The measure of interest is the probability of blocking as the load increases for different ratios of fixed to dynamic cells. As is shown in [47], for a system with fixed to dynamic channel ratio 3:1, the *HCA* gives a better grade of service than *FCA* for load increases up to 50%. Beyond this load *HCA* has been found to perform better in all cases studied in [47]. Similar pattern of behavior is obtained from the analysis in [78] where the *HCA* scheme employed uses the first available (*FA*) scheme for the dynamic channel assignment and Erlang-c service discipline (calls that can not find an available channel are queued instead of blocked). In addition the *HCA* scheme with Erlang-c service discipline [78] has lower probability of blocking than the *HCA* scheme with Erlang-b service discipline [47]. This phenomenon is expected since in the former case, calls are allowed to be queued until they can be served.

The ratio of fixed to dynamic channels is a significant parameter which defines the performance of the system. An interesting would be to find the optimum ratio in order to achieve better system performance. In general, the ratio of fixed to dynamic channels is a function of the traffic load and would vary over time according to offered load distribution estimations.

Simulation results in [47, 78] showed that systems with the most dynamic channels give the lowest probability of queuing for load increase of up to 15% over the basic load. For load increase from 15-32%, systems with the medium dynamic channels give the best performance. From load to 32-40% systems with low dynamic channels give the best performance. Finally over 40% systems with no dynamic channels give the best performance. The general nature of the results presented in [47], [78] is very reasonable. As we discussed earlier, dynamic channel assignment performs best at low load offerings. When the load is increased substantially, the fixed allocation performs best, because of its optimal reuse of the channel. The Hybrid assignment, at load offerings close to the base load behaves as if the load offered to the dynamic channels is low. This is because the traffic offered is shared, though not equally, between the fixed and the dynamic channels. Therefore there is not much blocking at low percent load increases. But as the load increases more than a certain percentage above the base load, schemes with a lot of dynamic channels begin to block calls with a substantial probability. This phenomenon is again a characteristic of the Dynamic Channel Assignment scheme. In the case of non-uniform traffic distribution, a similar performance trend is expected when *HCA* is used. It is believed that the *HCA* scheme would show its superior performance with non-uniform traffic since it includes dynamic channels which could move around to serve the random fluctuation in the

interference constrains are violated.

offered traffic [47, 78].

Studies in [15], [47], [78], have provided some simulation results for *HCA* schemes. Since simulation takes a lot of time and cost to study the behavior of an large system, an analytical method would be appealing. Unfortunately an exact analytical solution for the blocking probability in the case of the *HCA* system is not feasible and one must use approximations. In [89], two different approximating models were presented. In the first model the traffic offered in the dynamic channels is modeled as an interrupted poison process, while the second modeled the system is modeled as an GI/M/m(m) queuing model. The blocking probability versus the arrival rate for both models present the same pattern of behavior as the simulation results of [47, 78].

Finally, *HCA* schemes have variants which add channel reordering, i.e., switching channels assigned to some of the calls in progress to maintain a nearly optimum separation between coverage areas by simultaneously using the same channel in order to reduce inefficiency at high load. As in the hybrid borrowing strategy, channel reordering is done when nominal(fixed) channels become vacant. Namely, a nominal channel is assigned instead of the dynamic channel. That requires channel hand-offs between occupied channels to realize an optimal allocation. This improves the performance greatly by producing a significant increase in channel occupancy, but a huge amount of computing is required for channel re-arrangement in a large system. For example, in the system analyzed in [14], which has a uniform distribution of fixed channels and was operated with a uniform spatial distribution of offered traffic, the channel occupancy was increased by 2/3 over a pure fixed channel assignment system at the blocking rate of one percent. This corresponds to a channel saving of 40 % for the same carried traffic at one percent blocking by the hybrid systems that were studied.

5 Flexible Channel Allocation

In the *Flexible Channel Allocation Schemes (FICA)*, the set of available channels is divided into *fixed* and *flexible* sets. Each cell is assigned a set of fixed channels that typically suffices under a light traffic load. The flexible channels are assigned to those cells whose channels have become inadequate under increasing traffic loads. The assignment of these emergency channels among the cells is done either in a scheduled or predictive manner [80]. In the literature proposed *FICA* techniques differ according to the time at which and the basis on which additional channels are assigned.

In the predictive strategy, the traffic intensity or, equivalently the blocking probability, is constantly measured at every cell site so that the reallocation of the flexible channels can be carried at any point in time [82]. Fixed and flexible channels are determined and assigned (or released) to (or from) each cell according to the change in the traffic intensity or the blocking probability measured in each cell. The number of dynamic channels required in a cell

is determined according to the increase in measured traffic intensity. The acquired flexible channels can be used in a manner identical to the fixed channels in a cell as long as the cell possesses the channels. As far as a cell has several free fixed channels, no flexible channels are assigned to it if the traffic intensity is below a certain threshold [80].

If the flexible channels are assigned on a scheduled basis, it is assumed that the variation of traffic, such as the movement of traffic peaks in time and space, are a-priori estimated. The change in assignment of flexible channels is then made at the predetermined peaks of traffic change [82].

Flexible assignment strategies use centralized control and require the central controller to have up-to-date information about the traffic pattern in its area in order to manage the assignment of the flexible channels [82]. In addition, the scheduled flexible assignment is not adaptive to unexpected changes of traffic. However, as presented in [80], the flexible allocation schemes sufficiently reduce the processing load of the system controller as compared to the *DCA* scheme.

6 Fixed and Dynamic Channel Allocation

Fixed and Dynamic Channel assignment is a combination of *FCA* and *DCA* which tries to realize the lower of each technique's blocking rate depending on traffic intensity. In low traffic intensity, the *DCA* scheme is used while in heavy traffic situations the *FCA* strategy is used. The transition from one strategy to the other should be done gradually because a sudden transition will cause a lot of blocking. In [42], the authors developed an optimization model involving a single channel, a donor group, and an acceptor group of cells. An explicit formula is derived for the value of the load below dynamic assignment of the channel from the donor group to the acceptor group to minimize the overall blocking probability. This study analytically validates the belief that a strategy for dynamic channel assignment should be sensitive to the load of the system and yields an important insight in that the dynamic channel assignment should be disallowed in certain situations even if channels are free. The fixed and dynamic strategies allow assignment of channels in a dynamic fashion only if a minimum number of channels are free. This number depends on the value of the measured load. As the load increases, the minimum number of channels decreases and eventually under heavy loads the scheme starts to resemble the fixed allocation scheme [42].

7 Handling Hand-offs

All the allocation schemes presented in the previous sections did not take into account the effect of hand-offs in the performance of the system. Hand-off is defined as the change of radio channel used by a wireless terminal. The

new radio channel can be with the same base station (intra-cell hand-off) or with a new base station (inter-cell hand-off).

In general, the hand-off event is caused by the radio link degradation or initiated by the system that rearranges radio channels in order to avoid congestion. Our focus in this section is on the first kind of hand-offs where the cause of hand-off is a poor radio quality resulted from a change in the environment or by the movement of the wireless terminal. For example, the mobile subscriber might cross the cell boundaries and move to an adjacent cell while the call is in process. In this case, the call must be handed-off to the neighboring cell in order to provide uninterrupted service to the mobile subscriber. If adjacent cells do not have enough channels to support the hand-off, then the call is forced to be blocked. In systems where the cell size is relatively small (so called micro-cellular system) the hand-off procedure has an important effect on the performance of the system. Here, an important issue is to limit the probability of forced call termination since from the point of view of a mobile user forced termination of an ongoing call is less desirable than blocking a new call. Therefore, the system must reduce the chances of unsuccessful hand-offs by reserving some channels explicitly for hand-off calls. For example, hand-off prioritizing schemes are channel assignment strategies that allocate channels to hand-off requests more readily than new calls.

Hand-off prioritizing schemes provide improved performance at the expense of a reduction in the total admitted traffic and an increase in the blocking probability of new calls. Recently, a number of wireless call admission control schemes have been proposed and studied which can be used to limit the hand-off blocking probability to a pre-defined level [3, 62]. Moreover, in [36, 83, 20, 69, 31, 82], different prioritizing schemes were presented.

The simplest way of giving priority to hand-off calls is to reserve some channels for hand-off calls explicitly in each cell. In the literature, this scheme is referred to the literature as the *cutoff priority* scheme (*CPS*) [36, 83, 20] or the *Guard Channel* scheme [69, 31]. Other prioritizing schemes allow either the hand-off to be queued [83, 69] or new calls to be queued [31] until new channels are obtained in the cell. Several variations of the basic *cutoff priority* scheme, with queuing of the hand off requests, or queuing of the new calls requests have also been discussed in the literature [36, 69, 31].

The *guard channel* concept can be used in flexible or dynamic channel assignment schemes. Here guard channels are not assigned to cells permanently. Instead, the system can keep a collection of channels to be used only for hand-off requests, or it can have a number of flexible channels with associated probabilities of being allocated for hand-off requests.

7.1 Guard Channels Schemes

The "Guard Channel concept" was introduced in mid 80s for mobile systems [36, 9, 69, 63]. However, policies based

on guard channels, have long been used in telecommunication systems [60, 35]⁹. The guard channel approach offers a generic means for improving the probability of successful hand-offs by simply reserving a number of channels exclusively for hand-offs in each cell. The remaining channels can be shared equally between hand-off and new calls. The penalty is a reduction in the total carried traffic due to the fact that fewer channels are granted to new calls. This disadvantage may be bypassed by allowing the queuing of new calls. Intuitively, we can say that the latter method is feasible because new calls are less sensitive to the delay than hand-off calls [82]. Another shortcoming of the employment of the guard channels, especially with fixed channel assignment schemes, is the risk of insufficient spectrum utilization. Careful estimation of channel occupancy time distributions and knowledge of the traffic pattern are essential in order to minimize this risk by determining the optimum number of guard channels [82].

7.2 Hand-off Queuing Schemes

The queuing of hand-off requests, with or without the employment of guard channels, is another prioritizing scheme which reduces the probability of forced termination of hand-off calls at the expense of an increased call blocking probability and a decrease in the ratio of carried to admitted traffic [83, 82]. The reason is that in this scheme no new call is granted a channel before the hand-off requests in the queue are served. The scheme is briefly described as follows. When the power level received by the base station *BS* in the current cell reaches a certain threshold, namely the *hand-off* threshold¹⁰, the call is queued for service from a neighboring cell. The call is remained queued either until an available channel in the new cell is found or until the power by the *BS* in the current cell is dropped below a second threshold which is called the *receiver* threshold¹¹. If the call reaches the *receiver* threshold and a new channel has not been found, then the call is terminated. Queuing hand-off requests is made possible by the existence of the time interval that the mobile station (MS) spends between these two thresholds. This interval defines the maximum allowable waiting time in the queue [82, 67]. Based on the traffic pattern and the expected number of hand-off requests, the maximum size of the hand-off queue could be determined.

In the hand-off queuing scheme, the probability of forced termination is decreased. However, a hand-off call may be still dropped because the hand-off requests can only wait until the *receiver* threshold is reached and in the case of high demand of hand-offs, hand-off calls will be denied queuing due to the limited size of the hand-off queue. The basic queuing discipline in queuing hand-off requests is FIFO [36, 82]. One of the goals of current research is to

⁹Referred as trunk reservation schemes.

¹⁰The hand-off threshold is set at the point where the power received by the base station in a neighboring cell has started to exceed the power received by the current base station

¹¹The receiver threshold is the point at which the received power from the current *BS* is at the minimum acceptable level [82]

improve the performance of the hand-off queuing scheme by modifying the queuing discipline. In [83], a non-preemptive priority queuing discipline based on a mobile's subscriber measurement was used for queuing hand-offs. A hand-off request is ranked according to how close the mobile stands to, and possibly how fast it is approaching, the receiver level. Since the radio measurements are already made, there is no additional complexity in the employment of this scheme. The simulation and analysis results in [83] clearly indicate that the proposed scheme offers a better performance in terms of quality of service and spectrum efficiency.

7.3 New Call Queuing Schemes

The delay insensitivity of new calls make it more feasible to queue new call attempts instead of queuing the hand-off attempts. In [31], a method was proposed which involves the introduction of guard channels and the queuing of new calls. The performance analysis in [31] showed that the blocking of hand-off calls decreases much faster than the queuing probability of new calls increases. The result agrees with the analysis in [69]. In addition the analysis in [31] shows that the method not only minimizes the blocking of hand-off calls, but also increases the total carried traffic. This is due to the fact that the decrease in the blocking probability of hand-off calls results in an increase of total carried traffic and since the new calls are allowed to be queued, they will ultimately receive service. Thus, the total carried traffic by the system is increased. The gain in total carried traffic between a system with guard channels and queuing of the new calls and one without queuing is substantial: about 2.4 Erlangs for a system with 44 channels and 38 Erlangs of offered traffic[31].

7.4 System Dimensioning Procedures for Prioritized Channel Assignment

In systems with prioritized channel assignment, one important issue is to decide the minimum number of guard channels required in each cell so that a desired level of quality of service (in terms of a limit on forced termination probability) for hand-off calls is met. Traffic models and performance measures of typical hand-off priority schemes are discussed in [36, 69, 31, 20]. Fixed channel assignment with priority scheme is simulated and a method for selecting the number of reserved channels is suggested in [63]. This scheme however fails to guarantee a prescribed level of quality of service (in terms of call acceptance probability) to new call attempts. Here, the overall blocking probability is used as the performance measure, and due to the computational intensity of simulation and its long run time, it may not be used adaptively to deal with changes in traffic parameters such as arrival rates and/or holding times of calls.

In [20], dimensioning procedures for prioritized channel assignment were considered. Moreover, under the cutoff priority discipline, the prioritized channel assignment pro-

cedure for a single and multi-cell system were formulated as nonlinear discrete capacity allocation problems. Exact incremental algorithms which efficiently solve the proposed problems are derived based on the properties of the blocking probabilities of new and hand-off calls. As was shown from analysis in [83], for any ratio of guard to regular channels in a cell, the probability of blocking of the hand-off calls is less than the probability of blocking of new calls. Also the probability of blocking of hand-off calls decreases whenever an additional channel is assigned to the cell. Finally, the probability of blocking of new cell attempts is decreased if one or more channels are assigned as an ordinary channel to the cell and increases if one or more channels are assigned as guard channels in the cell.

In the remaining of this section we briefly describe three different dimensioning procedures (algorithm SP1, SP2, and MP) proposed in [20]. Given the number of available channels together with the arrival rates and the required blocking probabilities for both new and hand-off calls in each cell, SP1 generates an optimal channel assignment which ensures priority of handoff calls. Given the arrival rates of the required blocking probabilities for new and hand-off calls, SP2 finds the minimum number of regular and guard channels required in each cell. Finally, algorithm MP extends algorithm SP1 to a multicell system and provides the prioritized channel assignment for all cells in the system.

Algorithm SP1: Given the number of available channels in a cell, the arrival rate of new calls, and hand-off calls, and a limit for blocking probability of new calls, algorithm SP1 generates an optimal channel assignment between regular and guard channels which ensures priority of hand-off calls and guarantees the desired blocking probability of the new calls[20]. The algorithm is simple. First the number of the guard channels is set to zero and the smallest number of ordinary channels (using the Erlang B formula) that guarantee the blocking probability for the new calls is found. Then the number of guard channels is incremented one at the time as far as the blocking probability for new calls is not violated and the total number of ordinary and guard channels is less than the total number of channels allowed to the cell.

Algorithm SP2: In cells with few call hand-off attempts, only a small number of guard channels would sufficiently reduce the chances of unsuccessful hand-offs. In order to avoid giving an excessive priority to hand-offs in these cells, a desired blocking probability of hand-off calls can be prescribed in addition to the blocking probability of new calls. Given the arrival rates of both types of traffic and the distinct blocking probabilities of new and hand-off calls, algorithm SP2 finds the minimum number of channels required in each cell in order to limit both probabilities of blocking to a guaranteed level. The procedure of SP2 is as follows. First the number of ordinary channels is found so that the blocking probability of the new calls are met. Then, guard channels are added one at a time as long as the blocking probability of new calls is not violated and the total num-

ber of channels is less than the maximum available number of channels in the cell. If there are still channels available and the blocking probability of new calls is violated, the number of the ordinary channels is increased by one and the procedure of adding new guard channels is repeated.

Algorithm MP: The previous two algorithms are applicable in a single cell system. Algorithm MP extends algorithm SP1 in a multi-cell system and provides the prioritized channel assignment for all cells in the system. The model could be extended in a multiple cell environment where weighted average of the blocking probability of hand-off calls is used as the performance measures for the entire system. In a fixed channel allocation scheme, the total number of available channels in the system is divided into disjoint sets. Each channel set is then assigned to cells in the non-interfering cell cluster and clusters are deployed in a regular pattern to provide continuous service across the service region. By applying the MP algorithm to each cluster in the system, the procedure can be implemented adaptively so that the total number of channels in the cluster is allocated to cells according to the traffic fluctuation. Given the arrival rates of hand-off and new calls in each cell of the cluster and the desired probabilities of blocking of new calls in each cell in the cluster, algorithm MP finds the best allocation of regular and guard channels in each cell of the cluster so that a weighted average of the blocking probabilities of hand-off calls is minimized. The details of the procedure is given in [20].

Algorithm SP1 could be incorporated into a fixed allocation procedure very well. Given the set of nominal channels allocated to each cell by a *FCA* scheme, it determines the number of guard channels in each cell. The algorithm can be executed in each cell site separately. Algorithm SP2 can be applied to various assignment schemes. For example it can be incorporated in the flexible channel assignment scheme described in [80] both in the scheduled and predictive case. If algorithm SP2 is applied to this scheme, not only the total number of channels but also the ratio between the ordinary and the guard channels in each cell can be determined. The third scheme could be applied to both the fixed assignment and the flexible assignment scheme. Given the number of available channels in the cluster, it determines the number of ordinary and guard channels for each cell in the cluster. The third algorithm for the cluster may, because of interference issues, force a non-optimal assignment in other clusters. But this problem is anyway common to systems that employ the fixed allocation scheme.

All three algorithms can solve problems of practical size efficiently. They can therefore be incorporated into an adaptive assignment scheme where new assignment of channels must be provided immediately whenever arrival rates of calls of both types of traffic varies with time.

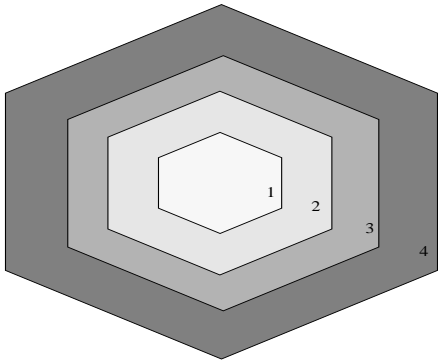


Figure 6: Concentric Sub-Cells

8 Reuse Partitioning

8.1 What is Reuse Partitioning?

Reuse Partitioning (*RUP*) is an effective concept to get high spectrum efficiency in cellular systems. In *RUP*, as is shown in figure 6, each cell in the system is divided into two or more co-centric sub-cells (zones). Since the inner zones are closer to the base station located at the center of the cell, the power level required to achieve a desired *CIR* in the inner zones can be much lower compared to the outer zones. Thus, the channel reuse distance, that is the distance between cells using the same channel, can be smaller for the inner zones than for the outer ones, resulting in higher spectrum efficiency. Reuse partitioning schemes could be divided into *fixed* [34, 88, 18, 92] and *adaptive* [48, 68, 71, 72, 19, 81, 26] and are summarized in the Table 8.1. We discuss these schemes in the following subsections.

8.2 Fixed Reuse Partitioning

Simple Reuse Partitioning : The *Simple Reuse Partitioning* was introduced in [34]. In this scheme, available channels are split among several overlaid cell plans with different reuse distances. The underlying principle behind reuse partitioning [34, 88] is to reduce signal to interference ratio (*SIR*) for those units that already have more than adequate transmission quality while offering greater protection to those units that require it. The goal is to produce an overall *SIR* distribution that satisfies system quality objectives while bringing about a general increase in the system capacity. For the same *SIR* objective, reuse partitioning has the potential for obtaining a significant increase in system capacity when compared to a system that uses only a single reuse factor [34].

Simple reuse partitioning can be implemented by dividing the spectrum allocation into two [34, 88, 18] or more [92] groups of mutually exclusive channels. Channel assignment within the i_{th} group is then determined by the reuse factor N_i for that group. Mobile units with the best received signal quality will be assigned to the group of channels having the smallest reuse value factor value, while those with the poorest received signal quality will be as-

signed to the group of channels having the largest reuse factor value. As the received signal quality for a mobile unit changes, it can be handed-off to a channel that belongs to a different reuse group on the same zone at the same cell, to a channel that belongs to the same or to a different group on another zone at the same cell or to a channel belonging to the same or a different group at another cell. Typically, mobile units that are closer to a cell site will be served by channels from a group having a small value of N_i [34].

There are two main design issues related to the simple *RUP* concept. The first issue is the capacity allocation problem, which is to decide how many channels should be assigned to each zone. The second issue is the actual assignment of channels to calls. In [92], the performance limits of the Reuse Partitioning concept has been explored and methods for allocating capacity to the different cell zones as well as optimum real-time channel assignment schemes have been presented [96, 92].

Simple Sorting Channel Assignment Algorithm:

In [96, 92], a generalized reused partitioning method called the *Simple Sorting Channel Assignment* algorithm is presented. Here, each cell is divided into a number of co-centric zones and it is assigned a number of channels as in the simple reuse partitioning. For each mobile in the cell, the base station measures the level of signal to interference ratio (*SIR*) and places the measurements in a descending order. Then it assigns channels to the set of at most M mobiles with the largest values of *SIR*, where M is the number of available channels in the entire cell. The mobile in the set with the smallest value of *SIR* is assigned a channel from the outer cell zone. The assignment of mobiles channels according to ascending values of *SIR* continues until all channels from the outer zone are used. The base station continues to assign channels in the next zone etc. until all mobiles in the set have been assigned channels [96].

As was shown in [96], the simple sorting channel algorithm achieves almost optimum performance. It also allows 1.4 - 3 times more traffic than the *FCA* scheme [96]. An important remaining issue is that the sorting scheme only determines which cell plan each mobile should use. It does not assign actual channels which must be done with some care. In addition, if all cells using a certain channel group would start the channel assignment by using the first channel in the group, then we would get an exceptionally high interference level on the particular channel. A random selection procedure would be one way to solve this problem [96].

Performance Comparison

The simple reuse partitioning schemes proposed in [34, 88, 96, 92] are improved versions of the *FCA* scheme. Therefore they suffer from the drawbacks of the *FCA* schemes such as the difficulty in handling timing-variant traffic [45]. In addition, the employment of micro-cells in a system results in increasing complexity of propagation patterns and further complicates the reuse pattern design process.

<i>Category</i>	<i>Scheme</i>
Fixed Reuse Partitioning	<ul style="list-style-type: none"> • Simple Reuse Partitioning • Simple Sorting Channel Assignment Algorithm
Adaptive Reuse Partitioning	<ul style="list-style-type: none"> • Autonomous Reuse Partitioning (<i>ARP</i>) • Flexible Reuse (<i>FRU</i>) • <i>DDCA</i> • All Channel Con-centric Allocation (<i>ACCA</i>) • Self Organized Reuse Partitioning (<i>SORP</i>)

Table 13: Reuse Partitioning

When the Reuse partitioning concept is applied to a micro-cellular system, the planning or channel assignment becomes difficult, since the distribution of channels among zones should be frequently changed to match the changes in traffic. In addition, the capacity allocated to different cell zones is based on an estimation of co-channel interference which is harder task in a microcell environment due to complicated deformed cell shapes. Therefore an autonomous or self organized method for channel assignment is desired [5].

8.3 Adaptive Channel Allocation Reuse Partitioning Schemes

Several researchers have investigated *Adaptive Channel Allocation (ACA) RUP* schemes in an attempt to avoid the drawbacks of the Fixed *RUP* schemes [48, 68, 71, 72, 19, 81, 26]. With *ACA* Reuse Partitioning, any channel in the system can be used by any base station, as long as the required carrier to interference ratio (*CIR*) is maintained. It should be noted that reducing the *CIR* margin in each channel leads to an improvement in the traffic handling capacity. Based on this fact, a number of approaches such as flexible reuse schemes [68] and self organizing schemes [48, 71, 72, 81, 26, 53, 51] have been proposed. In [48], the autonomous reuse partitioning (*ARP*) was proposed, which assigns to a call the first channel found to exceed a *CIR* threshold in an ordered sequential channel search for each cell. The *ARP* technique was further improved in another scheme called *Flexible Reuse*, in which the channel with the minimum *CIR* margin is assigned [68]. Another scheme based on the *ARP* concept, called the Distributed Control Channel Allocation (*DCCA*) scheme, was proposed in [52, 53, 51]. In [81], the all-channel concentric allocation (*ACCA*) which is an improved distributed version of the *RUP* scheme, was proposed. Another scheme, namely the self organized reuse partitioning (*SORP*) which is based on signal power measurements at each station was proposed in [26]. In [71, 72] the channel assignment under the *RUP* concept was formulated as an optimization problem that maximizes the number of served calls. In the following, we provide a detailed description and discussion of the above-mentioned reuse partitioning schemes.

Autonomous Reuse Partitioning: The first *ACA RUP* scheme namely *Autonomous Reuse Partitioning (ARP)* was discussed in [48]. It is based on *RUP* concept and real time *CIR* measurements. In this technique, all the channels are viewed in the same order by all base stations and the first channel which satisfies the threshold condition is allocated to the mobile attempting the call. Thus, each channel is reused at a minimum distance with respect to the strength of the received desired signal. *ARP* easily achieves "reuse partitioning" in which channels higher in the order are used at shorter distance by mobile stations from which stronger signal levels are received at the base station. The resulting pattern is similar to that of the simple *RUP* [34]. In *ARP*, base stations conduct their allocations independent of one another and no cooperative control is necessary.

Performance of the *ARP* scheme has been evaluated in [48] by means of simulations. As compared to simple *FCA*, *ARP* doubles the traffic handling capacity of the system and decreases the co-channel interference by 1/4. *ARP* improves the traffic handling at the cost of the *SIR* margin in each channel. This creates problems to fast moving mobile stations such as car-mounted units, which suffer from rapid fluctuations in signal level. If power control is employed, an additional 9 % improvement in the capacity is observed.

Flexible Reuse: The *ARP* was further improved in another *ACA RUP* scheme called *Flexible Reuse (FRU)* [68]. In the *FRU* scheme, whenever a call requests service, the channel with the smallest *CIR* margin among the available ones is selected. If there is no available channel, the call is blocked. Simulations in [68] showed that *FRU* can effectively improve the system capacity, especially for users with portable Units. More specifically, a capacity gain of 2.3 - 2.7 of the *FRU* strategy over *FCA* strategy was observed. However, the *FRU* strategy requires a great deal of *CIR* measurements, which makes it virtually impractical for high density micro-cellular systems.

Self Organized Reuse Partitioning Scheme: In [26] another *Self Organized Reuse Partitioning* scheme (*SORP*) was proposed. In this method, each base station has a table, where average power measurements for each channel in its cell and the surrounding cells are stored. When a call arrives, the base station measures the received power of the calling mobile station (in order to define to which sub-cell

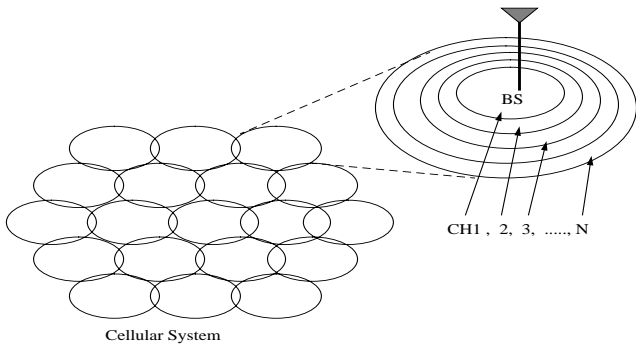


Figure 7: Principle of the All-Channel Concentric Allocation

the mobile station is located) and selects a channel, which shows the average power closest to the measured power. The channel is used if it is available, otherwise the second closest candidate is tried. The content of the table for the chosen channel is updated with the average value of the measured power and the power of the mobile stations using the same channel. The power level of the other mobile stations is broadcast by their base station. As a consequence of this procedure, in each base station, channels that correspond to the same power are grouped autonomously for self-organized partitioning.

In [26], a performance comparison is made between *SORP*, the conventional autonomous reuse partitioning (*ARP*), and the random *DCA* schemes. The simulation analysis showed that *SORP* and *ARP* shows almost the same performance, which is much superior to random *DCA*. Moreover, *SORP* can reduce the occurrence of intra-cell hand-off and can reach a desired channel quickly, while achieving a high traffic capacity. The essential difference between *ARP* and *SORP* is that *ARP* senses the channels always in the same order until one is available, while *SORP* learns which channel is proper for the calling mobile, so it can find a desired channel quickly [26].

All-Channel Concentric Allocation: In [81], a dynamic channel assignment algorithm called the *All-Channel Concentric Allocation (ACCA)* was proposed which is an extension of the *RUP* concept. Here, the *RUP* concept was extended as follows. All radio channels of a system are allocated nominally in the same manner for each cell as in Figure 7. Each cell is divided in N concentric regions. Each region has its own channel allocation. Here, each channel is assigned an mobile belonging to the concentric region in which that channel is allocated, and has a specific desired signal level corresponding to the channel location. Therefore each channel has its own reuse distance determined from the desired signal level. Thus, *ACCA* accomplishes effective channel allocation in a global sense, though it is a self organizing distributed control algorithm. Computer simulations showed that the system capacity, at a blocking rate of 3% is improved by a factor of 2.5 compared to the *FCA*. If in addition a transmitter power control is

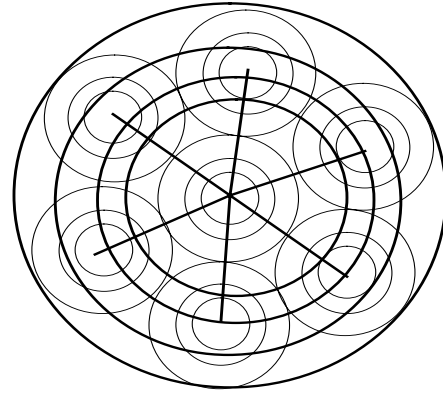


Figure 8: DCCA Cell Structure

implemented on top of *ACCA* the system accomplishes a capacity 3.4 times greater than *FCA*.

Distributed Control Channel Allocation (DCCA): The recently proposed *DCCA* [52, 53, 51] is a dynamic channel allocation scheme based on the *ARP* concept. In this scheme, all cells are identical and channels are viewed in the same order, starting from channel number one by all the base stations in the network. The decision to allocate a channel is made locally based on *CIR* measurements. The architecture of a cell in *DCCA* is shown in Figure 8. It consists of a omni-directional central station, connected to six symmetrically oriented substations. The sub-stations are simple transceivers, and can be switched on and off under the control of the main station. When the traffic density of the cell is low, all the substations are off and the only operating station is the main station, at the center of the cell covering the entire cell area. Gradually, as the call traffic increases, forced call blocking will occur due to an unacceptable level of co-channel interference, or the unavailability of resources. In this case, the main base station switches on the nearest sub-station to the mobile unit demanding an access. This in effect relocates the main base station closer to the mobile requesting service and therefore *CIR* measurements will be now higher, thus improving the probability of finding an acceptable channel. If the traffic is reduced, then the main station switches off a number of sub stations. The system therefore, automatically adapts itself to time variant call traffic density. As a result an improvement in both the system efficiency and the traffic capacity can be achieved. As was discussed in [52], the *DCCA* system results in lower probability of forced termination of calls. Computer simulation showed a drastic reduction in the number of hand-offs and approximately almost 50 % less forced termination of calls compared to the *ARP* scheme.

All of the above schemes can be implemented in a distributed manner. While the methods proposed above do actually increase capacity, they either require a large amount of *CIR* calculations [68, 71, 72], frequent rearrangement of channels [71, 72], and/or cooperative control among base stations in order to maintain an optimal allocation of channels to different cell zones. The proposed scheme in [71] is

a *CIR* - adaptive but complicated method which showed a potential for producing an excellent efficiency. It requires channel reassignment every 5 sec for optimal performance and some data communication between base stations. Finally, in [19], the possibility of using Hopfield's neural network to solve the optimal channel assignment problem under the *RUP* concept was investigated. Although the idea is appealing it is not practical for the present systems. In Table 14, a summary of the important characteristics of channel allocation schemes based on reuse partitioning is provided.

9 Other Schemes

9.1 Overlapping Cells

In between the extreme schemes based on the fixed allocation, there are many possible alternatives, hybrid schemes and schemes such as *Directed Retry (DR)* and *Directed Hand-off (DH)*, which take advantage of the fact that some percentage of the mobile stations may be able to obtain sufficient signal quality from two or more cells. With directed retry, if a call finds its first-attempt cell has no free channels, it can then try for a free channel in any other cell which can provide a sufficient signal quality. The Directed hand-off scheme takes this idea further, in that, when a cell has all or almost all of its channels in use, it may, using directed hand-off, direct some of the calls currently in progress in its domain to attempt to hand-off to an adjacent cell. The motivation here is to attempt to redistribute calls in heavily loaded cells to lighter loaded cells [21].

Both of the above schemes are expected to improve system performance. This improvement depends on the percentage of the calls that could communicate with two or more cells simultaneously or equivalently to the percentage of overlapping between adjacent cells. This percentage has been reported to be as high as 30-45% [21]. In [21], the performance of both of the above schemes was compared with the *Maximum Packing (MP)* dynamic scheme which provides an upper bound in the performance of *DCA* schemes. The conclusions reached by simulations in [21] were that both schemes improve the efficiency of the system. For the *DR* scheme an increase in the overlapping between cells leads to an increase in the grade of service provided by the system. In addition, the *DH* scheme has a very good sensitivity properties with respect to variation in the spatial traffic profile of the system.

Selective Handover: Another scheme, the *Selective Handover for Traffic balance (SHOT)* scheme is based on the concepts of fixed channel allocation and overlapping cells which was proposed in [25]. If the traffic of a cell increases temporarily such that the resource utilization rate exceeds a threshold, *SHOT* hands-off some calls to the appropriate adjacent cells. Whenever a call reaches the overlapping area it can be served by either base station of the overlapping cells. Therefore, in the case of a temporary traffic

increase, calls can be distributed to adjacent cells which share the overlapping area. The wider the cell overlapping, the more the traffic performance is expected to improve.

Simulation results in [25] show that *SHOT* improves the traffic performance under the condition of uniformly distributed traffic, and enhances the frequency utilization in the time domain through the hand-off of mobiles in the overlapped areas of the cell. This method is superior to *DCA* because it utilizes the conventional inter cell hand-off function and no other new functions are necessary [25]. The performance improvement achieved by *SHOT* depends greatly on the algorithm used for selecting a mobile station for hand-off from a heavily loaded cell to a new selected cell. In the following, we discuss three algorithms for hand-off selection which were proposed in [25].

SHOT 1: In *SHOT1*, the algorithm selects the mobile station with the minimum reception level. This is the mobile which is further away from the base station. Though it provides very simple selection control which measures only the reception level of the mobile at the base station, the selected mobile station does not necessarily has the required reception level at the new cell.

SHOT2: In the second algorithm called *SHOT2*, all mobile stations in the original cell measure the reception level of the adjacent cells which have one or more idle channels. *SHOT2* selects the mobile with the maximum reception level. Although the control in *SHOT2* is more complicated, it provides a better signal quality. Both of the algorithms do not take into account co-channel interference.

SHOT3: In *SHOT3*, all mobile stations in the original cell measure the reception level from the adjacent base stations that have at least one idle channel. The mobile station and the base station that have the highest reception level are selected and called the first priority pair. Similarly the second and third priority pair are formed. Each selected base station makes its mobile station measure the interference of the candidate handover channel. The same is applicable for the second and third pair. The pair with the least interference is then selected.

As was shown in [25], the improvement in traffic handling depends on the required *SIR* value for channel interference. For the first two methods, as the required *SIR* increases the frequency utilization gain degrades. Although *SHOT3* is a little complex, it provides a performance improvement of about 50%. The above results are for uniform traffic. For non-uniform traffic conditions, all *SHOT* algorithms are expected to perform more effectively. In Table 15 a simple comparison between the three *SHOT* algorithms is provided. In addition, Table 16 provides a summary of the advantages of the overlapping cell schemes.

9.2 Overlaying Macrocellular Scheme

In micro-cellular systems, frequent hand-offs are very common. A channel assignment scheme different from the schemes discussed thus far is the overlay scheme. Here,

<i>Scheme</i>	<i>Advantages</i>	<i>Disadvantages</i>
Fixed Reuse Partitioning	<ul style="list-style-type: none"> • Optimum Performance • Carries more traffic than FCA • Afford greater protection to those users that need it most • Minimum Impact on cell-cite • RF Architecture 	<ul style="list-style-type: none"> • Drawbacks of FCA schemes • Difficulty in handling time variant traffic • Difficult Implementation in Micro-cellular Systems • Difficult Channel Assignment Planning
ACA RUP	<ul style="list-style-type: none"> • Higher traffic handling capacity than FCA • Higher traffic capacity than DCA • Decreases interference Probability • Self Organized 	<ul style="list-style-type: none"> • CIR margin in each Cell • Rapid fluctuation in signal level
Flexible Reuse Partitioning	<ul style="list-style-type: none"> • Improves capacity gain over FCA • Self- Organized 	<ul style="list-style-type: none"> • Requires great deal of CIR measurements • Impractical for micro-cellular environment
SORP	<ul style="list-style-type: none"> • Performance superior to DCA • Reduces the intra-cell hand-offs • Reaches a desired channel quickly • Achieves high traffic capacity • Same traffic handling as APR • Lower Interference probability • Less channel senses as APR 	
ACCA	<ul style="list-style-type: none"> • Improves System Capacity compared to FCA 	<ul style="list-style-type: none"> • More complex control
DCCA	<ul style="list-style-type: none"> • Lower call termination than ARP • Higher traffic handling than FCA, DCA • Lower amount of hand-offs to APR • Better Traffic adaptability 	<ul style="list-style-type: none"> • More complex • Requires more hardware • Requires complex control coordination

Table 14: Comparison of Reuse Partitioning Schemes

<i>Scheme</i>	<i>Advantages</i>	<i>Disadvantages</i>
SHOT 1	<ul style="list-style-type: none"> • Simple selection control 	<ul style="list-style-type: none"> • Do not take into account co-channel interference
SHOT2	<ul style="list-style-type: none"> • Moderate selection control • Better Communication quality 	<ul style="list-style-type: none"> • Do not take into account co-channel interference
SHOT3	<ul style="list-style-type: none"> • Improves traffic handling capacity 	<ul style="list-style-type: none"> • Complex selection control

Table 15: Comparison between the *SHOT* Algorithms

a cluster of micro-cells are grouped together and covered by a macro-cell [74]. In overlay schemes, the total wireless resource is divided between the macro cell and all the micro cells in its domain. In the case of congestion, if there are not enough micro-cell channels for hand-off calls, then macro-cell channels can be used. Since the macro-cell base station covers a much larger area compared to a micro-cell, its transmitted power is higher than micro-cell base stations. In the past, different channel assignment schemes for overlay cellular systems based on *FCA* and *DCA* schemes have been studied. In [74], a micro-cellular

cluster having contiguous highway micro-cells each with its own *BS* is considered. Overlaying the micro-cellular cluster is a macro-cell whose *BS* also fulfills the role of the mobile switching center (*MSC*) of the micro-cellular cluster. The macro-cell *BS* has X channels at its disposal, composed of X_1 for new calls generated in the macro-cell, X_2 for hand-offs from other macro-cells in the macro-cell cluster and X_3 for hand-offs from the micro-cellular system. A mobile station (*MS*) that is blocked during a hand-off attempt due to insufficient channels at a micro-cellular *BS*, requests a channel from its *MSC*. If the macro-cell has

<i>Scheme</i>	<i>Advantages</i>
Directed Hand-off	<ul style="list-style-type: none"> • Has very good sensitivity properties with respect to variation in spatial traffic profile of the system • Has the capability to offer a large increase in system performance, if a significant number of calls can hear two or more cells simultaneously
Directed Retry	<ul style="list-style-type: none"> • Improves system performance.
SHOT	<ul style="list-style-type: none"> • Improves traffic handling capacity • Enhances frequency utilization • Utilizes the inter cell hand-off procedure • The more the cell overlapping the more the traffic improves

Table 16: Comparison of Overlapping Cell Schemes

a free channel, it assigns the channel to the mobile station. Later, if an appropriate channel becomes available in a micro-cell, the macro-cell channel is released and the call is handed-off to the micro-cell channel. As was shown with simulations in [74], with the use of the above reassignment scheme, the probability of terminating calls is reduced at the expense of increased number of hand-offs.

9.3 Frequency Planning

In the previous sections, we discussed a number of different channel assignment techniques and we evaluated their performance with respect to certain performance criteria. All these techniques assumed that a number of channels C is available to the system and they try to find the best way of assigning these channels to calls so that the utilization efficiency of the system is increased. Another important question related to the efficiency of the system is the following: Given the traffic profile for a system, and a pre-defined blocking probability, what is the minimum number of channels required to accommodate the traffic?

In [23], the maximum packing concept is proposed which finds the minimum number of channels that are required to handle a given number of calls, based on cell compatibility information. Along the same lines, the study in [32] evaluates the minimum number of channels assigned to mobiles under given operating conditions, such that given interference conditions are satisfied. The operation conditions refer to the knowledge or the lack of knowledge of the location of the mobiles. The interference conditions refer to the acceptable level of interference so that two mobiles will be assigned the same channel. In [32], the minimum number of required channels is evaluated by constructing a matrix, defined as the *compatibility matrix*, of dimension $N \times N$ (N : number of mobiles in the system). Each mobile is evaluated with each other mobile to see if they can use the same channel. A graph is then composed, where each mobile corresponds to each vertex and an edge connects two vertices if and only if the two mobiles are incompatible i.e., cannot use the the same channel simultaneously. A set of

graph coloring algorithms could then be employed to find the minimum number of colors to color the vertices in the composed graph, such that no two vertices interconnected by an edge are colored in the same color. Thus, the number of colors is equal to the number of required channels. This problem is equivalent to finding the minimum number of cliques that cover all the vertices in the complimentary graph. Since the coloring problem is NP-complete [28], heuristics are used. The heuristic used in [32], is the algorithm proposed in [41] which gives an upper bound on the minimum number of the required colors. The results presented in [32], showed that the maximal packing scheme can reduce the number of required channels almost by a factor of 2, for interference distance 2.0 compared to *FCA* schemes.

10 Power Control

As we discussed in the above, the purpose of all channel assignment algorithms is to assign radio channels to wireless users such that a certain level of carrier-to-interference ratio (*CIR*) is maintained at every wireless terminal. One can also use power control schemes to achieve the level of *CIR*. Power control schemes play an important role in the spectrum and resource allocation in cellular networks. The idea behind power control schemes is based on the fact that the the *CIR* at a wireless terminal is directly proportional to the power level of the desired signal and inversely proportional to the sum of the power of co-channel interferers. Thus, by increasing the transmitted power of the desired signal and/or decreasing the power level of interfering signals the *CIR* level can be accommodated. However, this approach is based on opposing requirements since an increase in the power level of the desired signal level corresponding to a certain wireless station also results in an increase in the interference power level corresponding to a different wireless station using the same channel. The purpose of different power control schemes is simply to find a trade-off between the change of power level in opposing

directions. In a way, power control schemes try to reduce the overall CIR in the system by measuring the received power and increasing (or decreasing) the transmitted power in order to maximize the minimum CIR in a given channel allocation of the system. This can result in a dramatic increase of the overall system capacity measured in terms of number of mobiles that can be supported. Power control can be done in either a centralized or a distributed fashion. Centralized power control schemes require a central controller that has complete knowledge of all radio links and their power levels in the system [30], [94]. In the distributed approach [93]-[59], each wireless terminal adjusts its transmitter's power level based on the local measurements. Generally, distributed schemes for power control converge rapidly to a stable state if the system can accommodate all existing links. Otherwise, some of these algorithms can result in fluctuations of the power level, and converge to a minimum CIR_i level which is unsatisfactory. In [7], a set of link admission control algorithms have been introduced the purpose of which is to avoid such unstable or undesirable conditions in the distributed power control algorithms.

11 Conclusions

With rapidly growing interest in the area of wireless communications in recent years, the wireless resource allocation problem has received a tremendous attention. As a result a vast amount of research has been done to extend the earlier work as well as to introduce new techniques. Most of the recent work has been in the area of distributed, adaptive, measurement-based, power-control based, priority-based, and overlay channel allocation schemes. In addition, a vast amount of results has been published which provide an insight into the performance, complexity, and stability of different channel allocation algorithms. In this paper, we have provided an extensive survey of the resource allocation problem in wireless networks and presented a detailed and comparative discussion for the major channel allocation schemes. With recent trends in the area of microcellular networks and wireless access broadband networks where multimedia applications will be extended to end users over wireless links, we are faced with new, interesting and important challenges to the wireless resource allocation problem. These challenges have emerged as a result of emerging and new technologies. This is a result of recent advances in the design of low-power, hand-held wireless terminals and the design of advanced radio modems, antennas, and finally the recent developments in the area of spread-spectrum systems. These emerging new areas will introduce a new set of constraints in the resource and channel allocation problems. The solution to these problems will play an important role in providing ubiquitous access to multimedia applications in personal communication networks.

References

- [1] A Comparison of Some Non-uniform Spatial Demand Profiles on Mobile Radio System Performance. *IEEE Transactions on Communications*, COM-20:190-195, 1972.
- [2] DECT Services and Facilities Requirements. *RES35*, 1990.
- [3] A. S. Acampora and M. Naghshineh. Control and Quality of Service Provisioning in High-Speed Microcellular Networks. *IEEE Personal Communications Magazine*, 1, 1994.
- [4] A. Gamst. Some Lower Bounds for a Class of Frequency Assignment Problems. *IEEE Transactions on Vehicular Technology*, 35, 1986.
- [5] Yoshihiko Akaiwa and Hidehiro Andoh. Channel Segregation-A self Organized Dynamic Allocation Method: Application to TDMA/FDMA Microcellular System. *Journal on Selected Areas in Communication*, 11:949-954, 1993.
- [6] Lewis Anderson. A Simulation Study of Some Dynamic Channel Assignment Algorithms in High Capacity Mobile Telecommunications System. *IEEE Transactions on Vehicular Technology*, VT-22:210-217, 1973.
- [7] N. Bambos, S. Chen, and G. Pottie. Radio Link Admission Algorithms for Wireless Networks with Power Control and Active Link Quality Protection. *Proceedings of Infocom'95*, Boston, MA, April 1995.
- [8] R. Beck and H. Panzer. Strategies for Handover and Dynamic Channel Allocation in Micro-Cellular Mobile Radio Telephone Systems. *IEEE VTC*, 1:178-185, 1989.
- [9] B. Eklundh. Channel Utilization and Blocking Probability in a cellular mobile system with direct reentry. *IEEE Transactions on Communications*, 34:329-337, 1986.
- [10] J.C-I. Chuang. Performance Issues and Algorithms for Dynamic Channel Assignment. *IEEE JSAC*, 11, 6:-, 1993.
- [11] D. C. Cox and D. O. Reudink. Dynamic Channel Assignment in High-Capacity Mobile Communications Systems. *The Bell System Technical Journal*, 50:1833-1857, 1971.
- [12] D. C. Cox and D. O. Reudink. Dynamic Channel Assignment in Two Dimension Large-Scale Mobile Radio Systems. *The Bell System Technical Journal*, 51:1611-1628, 1972.
- [13] Donald Cox and Douglas Reudink. A Comparison of some Channel Assignment Strategies in Large-Mobile Communication Systems. *IEEE Transactions on Communications*, 20:190-195, 1972.
- [14] Donald Cox and Douglas Reudink. Increasing Channel Occupancy in Large Scale Mobile Radio Systems: Dynamic Channel Reassignment. *IEEE Transactions on Communications*, 21:1302-1306, 1973.
- [15] Donald Cox and Douglas O. Reudink. Increasing Channel Occupancy in Large Scale Mobile Radio

- Systems: Dynamic Channel Reassignment. *IEEE Transactions on Vehicular Technology*, VT-22:218–222, 1973.
- [16] Joel S. Engel and Martin Peritsky. Statistically-Optimum Dynamic Server Assignment in Systems with Interfering Servers. *IEEE Transactions on Vehicular Technology*, VT-22:203–209, 1973.
- [17] A.J. Rustako et al. Radio Propagation Measurements at Microwave Frequencies for Microcellular Mobile Personal Communications. *IEEE Transaction on Vehicular Technology*, 2:203–210, 1991.
- [18] K.Sallberg et al. Hybrid Channel Assignment and Reuse Partitioning in a Cellular Mobile Telephone System. *37th IEEE VTC*, pages 405–411, 1987.
- [19] M.Sengoku et al. Channel Assignment in Cellular Mobile Communication Systems and an Application of Neural Networks. *Transactions IECE*, J74-B-I:190–200, 1991.
- [20] Se-Hyng Oh et al. Prioritized Channel Assignment in a Cellular Radio Network. *IEEE Transactions on Communications*, VOL 40:1259–1269, 1992.
- [21] David Everitt. Traffic Capacity of Cellular Mobile Communications Systems. *Computer Networks ISDN Systems*, 20:447–454, 1990.
- [22] David Everitt and D. Mansfield. Performance Analysis of Cellular Mobile Communication Systems with Dynamic Channel Assignment. *IEEE Selected Areas in Communications*, 7, 1989.
- [23] David Everitt and N.W.MacFadyen. Analysis of Multicellular Mobile Radio Telephone Systems with Loss. *BT Technical Journal*, 2:37–45, 1983.
- [24] M. Frodigh. Reuse Partitioning Combined with Traffic Adaptive Channel Assignment for Highway Micro-Cellular Radio Systems. *Globecom*, pages 1414–1418, 1992.
- [25] Teruya Fujii. Selective Handover for Traffic Balance in Mobile Communications. *IEEE/Supercomm/ICC 92*, 4:212.3.1–212.3.7, 1992.
- [26] Hiroshi Furukawa and Yoshihiho Akaiwa. Self-Organized Reuse Partitioning, a Dynamic Channel Assignment Method in Cellular System. *Proceedings of the 43rd IEEE Vehicular Technology Conference*, pages 524–527, 1993.
- [27] Y. Furuya and Yoshihiko Akaiwa. Channel Segregation, a Distributed Channel Allocation Scheme for Mobile Communication Systems. *IEICE Transactions*, 74:1531–1537, 1991.
- [28] M.R. Garey and D. S. Johnson. Computers and Intractability: A Guide to the Theory of NP-Completeness. *W. H. Freeman New York*, 1979.
- [29] David Goodman, J. Grandhi, and A. Sudheer. Distributed Channel Assignment Schemes. *Proceedings of the 43rd Vehicular Technology Conference*, pages 532–535, 1993.
- [30] S. Grandhi, R. Vijayan, D. Goodman, and J.Zander. Centralized Power Control in Cellular Radio Systems. *IEEE Transactions on Vehicular Technology*, 42(4), 1993.
- [31] R. Guerin. Queueing Blocking System with Two Arrival Streams and Guard Channels. *IEEE Transactions on Communications*, 36:153–163, 1988.
- [32] Zygmunt J. Haas, Jack H. Winters, and David S. Johnson. Simulation Study of the Capacity Bounds in Cellular Systems. *PIMRC/WCN*, B7.2:1114–1120, 1994.
- [33] B. Hajek and A. Krishna. Bounds on the Accuracy of the Reduced-Load Blocking Formula in some Simple Circuit-Switched Networks. *Communication, Control, and Signal Processing*, 1990.
- [34] S.W. Halpern. Reuse Partitioning in Cellular Systems. *IEEE Transactions on Vehicular Technology Conference*, pages 322–327, 1983.
- [35] H.D.Ide and R.G.Scherer. On application and Performance of cut-off Priority queues in switching system with overload protection. *ITC-11*, 1:2.1b–2–1–2.1B–2–7, 1985.
- [36] Daehyoung Hong and Stephen Rappaport. Traffic Modelling and performance Analysis for cellular Mobile Radio Telephone Systems with Prioritized and Nonprioritize Handoff Procedures. *IEEE Transactions on Vehicular Technology*, VT-35:77–92, 1986.
- [37] H.Sawada, H. Sekiguchi, M. Koyama, and H. Ishikawa. Techniques for Increasing Frequency Spectrum Utilization. *IECE Technical Report, CS84-100*, 1984.
- [38] C-L I and P-H Chao. Local Packing - Distributed Dynamic Channel Allocation at Cellular Base Station. *IEEE Clobecom*, 1993.
- [39] William C. Jakes. Microwave Mobile Communications. *IEEE Press*.
- [40] Terje Jensen, Arne Myskja, and Eirik Larsen. Performance of Dynamic Capacity Allocation in Future Wireless Communication Systems. *IEEE/ICC*, pages 1014–1018, 1994.
- [41] A. Johri and D.W.Matula. Probabilistic Bounds and Heuristic Algorithms for Coloring Large Random Graphs. *Technical Report, South Methodist University, Dallas, TX*, 1982.
- [42] Pravin Johri. An Insight into Dynamic Channel Assignment in Cellular Mobile Communication Systems. *European Journal of Operational Research*, 74:70–77, 1994.
- [43] S. Jordan and P.P.Varaiya. Throughput in Multiple Service, Multiple Resource Communications Networks. *IEEE Transactions on Communications*, 39, 1991.
- [44] Scott Jordan and Asad Khan. Optimal Dynamic Allocation in Cellular Systems. *Submitted for publication*, 1993.
- [45] W.C.Jakes Jr. Microwave Mobile Communications. *New York, Wiley*, 1974.
- [46] Okada K. and F. Kubota. A Performance Study on Dynamic Channel Assignment Strategies in Micro Cellular Systems. *Proceedings IEICE Conference.*, 1991.
- [47] Tomson Joe Kahwa and Nicolaos Georganas. A Hybrid Channel Assignment Scheme in Large-Scale Cellular-Structured Mobile Communication Sys-

- tems. *IEEE Transactions on Communications*, COM-26:432–438, 1978.
- [48] T. Kanai. Autonomous Reuse Partitioning in Cellular Systems. *IEEE Vehicular Technology Conference*, pages 782–785, 1992.
- [49] F. P. Kelly. Blocking Probabilities in Large Circuit-Switched Networks. *Advances in Applied Probability*, 18, 1986.
- [50] F. P. Kelly. Routing in Circuit Switched Networks: Optimization, Shadow Prices and Decentralization. *Advances in Applied Probability*, 20, 1988.
- [51] K.Madani and A.H.Aghvami. DCCA:A Distributed Control Channel Allocation Scheme for Microcellular Communication Networks. *7th IEE European Conference on Mobile Personal Communications*, 1993.
- [52] K.Madani and A.H.Aghvami. Investigation of Handover in Distributed Control Channel Allocation (DCCA) for Microcellular Radio Systems. *PIMRC*, page B2.1, 1994.
- [53] K.Madani and A.H.Aghvami. Performance of Distributed Control Channel Allocation (DCCA) under Uniform and Non-Uniform Traffic Conditions in Microcellular Radio Communications. *IEEE ICC*, 1994.
- [54] S. S. Kuek. Ordered Dynamic Channel Assignment Scheme with Reassignment in Highway Microcells. *IEEE Transactions on Vehicular Technology*, 41:271–277, 1992.
- [55] S.P.R. Kumar, H.W.Chung, and M.Lakshminarayan. Dynamic Channel Allocation in Cellular/Wireless Networks.
- [56] W.C.Y. Lee. *Mobile Cellular Communication Systems*. 1989.
- [57] Chih lin I and Pi-Hui Chao. Distributed Dynamic Channel Allocation Algorithms with Adjacent Channel Constraints. *PIMRC*, B2.3:169–175, 1994.
- [58] D.A. Mcfarlane and S.T.S Chia. Micro-Cellular Mobile Radio Systems. *B.T.Technical Journal*, pages 79–84, 1990.
- [59] D. Mitra. An Asynchronous Distributed Algorithm for Power Control in Cellular Radio Systems. *Proc. of Fourth WINLAB Workshop on Third Generation Wireless Information Networks*, Oct 1993.
- [60] M.J.Fischer and T.C.Harris. A model for Evaluating the Performance of an Integrated Circuit and Packet Switched multiplex Structure. *IEEE Transactions on Communications*, 24:195–202, 1976.
- [61] M.Sengoku, M.Kurata, and Y.Kajitani. Applications of Re-arrangement to a Mobile Radio Communication System.
- [62] M. Naghshineh and M. Schwartz. Distributed Call Admission Control in Mobile/Wireless Networks. *Proceedings of Personal, Indoor and Mobile Radio Communications (PIMRC)*, 1995.
- [63] O.Avellaneda, R.Pandya, and G.Brody. Traffic Modelling of a Cellular Mobile Radio System. *ITC-11*, 1:2.4B-1-1–2.4B-4.7, 1985.
- [64] K. Okada and F. Kubota. Performance of a Dynamic Channel Assignment Algorithm with Information of Moving Direction in Mobile Communication Systems. *IEICE Spring Natl Conv.*, page 334, 1991.
- [65] K. Okada and F. Kubota. A Proposal of a Dynamic Channel Assignment Strategy with Information of Moving Directions. *IEICE Trans. Fundamentals*, E75-a:1667–1673, 1992.
- [66] Kazunori Okada and Fumito Kubota. On Dynamic Channel Assignment in Cellular Mobile Radio Systems. *IEEE International Symposium on Circuits and Systems*, 2:938–941, 1991.
- [67] Kazunori Okada and Fumito Kubota. On Dynamic Channel Assignment Strategies in Cellular Mobile Radio Systems. *IEICE Transactions Fundamentals*, 75:1634–1641, 1992.
- [68] S. Onoe and S. Yasuda. Flexible Re-use for Dynamic Channel Assignment in Mobile Radio Systems. *IEEE International Communication Conference (ICC)*, pages 472–476, 1989.
- [69] E.C. Posner and R. Guerin. Traffic policies in Cellular radio that Minimize blocking of handoffs. *ITC 11*, pages 2.4B.2.1–2.4B.2.5, 1985.
- [70] Jan B. Punt and Dirk Sparreboom. Mathematical Models for the Analysis of Dynamic Channel Selection for Indoor Mobile Wireless Communications Systems. *PIMRC*, E6.5:1081–1085, 1994.
- [71] R.W.Nettleton. A High Capacity Assignment Method for Cellular Mobile Telephone Systems. *39th IEEE VTC*, pages 359–367, 1989.
- [72] R.W.Nettleton. Traffic Statistics in a Self-Organizing Cellular Telephone System. *40th IEEE VTC*, pages 305–310, 1990.
- [73] R. Singh S. M. Elnoubi and C. Gupta. A New Frequency Channel Assignment algorithm in high capacity mobile communications systems. *IEEE Transactions on vehicular technology*, VT-31, 1982.
- [74] W. Wong S.A. El-Dolil and R. Steele. Teletraffic Performance of Highway Microcells with Overlay Macrocell. *IEEE J. Selected Areas on Communications.*, pages 71–78, 1989.
- [75] Leonard Schiff. Traffic Capacity of Three Types of Common User Radio Communication Systems. *IEEE Transactions on Communication Technology*, COM-18:12–21, 1970.
- [76] Mischa Schwartz. *Telecommunication Networks*. 1988.
- [77] Mutsumu Serizawa and David Goodman. Instability and Deadlock of Distributed Dynamic Channel Allocation. *Proceedings of the 43rd IEEE Vehicular Technology Conference*, pages 528–531, 1993.
- [78] Joe Sin and Nikolaos Georganas. A Simulation Study of a Hybrid Channel Assignment Scheme for Cellular Land-Mobile Radio Systems with Erlang-C Service. *IEEE Transactions on Communications*, COM-29:143–147, 1981.
- [79] K.N. Sivarajan, R.J.Mc Eliece, and J.W.Ketchum. Dynamic Channel Allocation in Cellular Radio. *Proceedings of IEEE Transactions on Vehicular Technology*, 37, 1988.
- [80] Jun Tajima and K. Imamura. A Strategy for Flexible

- Channel Assignment in Mobile Communication Systems. *IEEE Transactions on Vehicular Technology*, VT-37:92–103, 1988.
- [81] Tetsuyoshi Takenaka, Tadashi Nakamura, and Yoshiharu Tajima. All-Channel Concentric Allocation in Cellular Systems. *IEEE ICC*, pages 920–924, 1993.
- [82] S. Tekinay and B. Jabbari. Handover and Channel Assignment in Mobile Cellular Networks. *IEEE Communications Magazine*, 29, 1991.
- [83] Sirin Tekinay. A Measurement-Based Prioritization Scheme for Handovers in Mobile Cellular Networks. *IEEE JSAC*, VOL-10:1343–1350, 1992.
- [84] V.H.MacDonald. AMPS: The Cellular Concept. *Bell Sys. Tech. Journal*, 58,1, 1979.
- [85] V.Prabhu and S.S. Rappaport. Approximate Analysis of Dynamic Channel Assignment in Large Systems with Cellular Structure. *IEEE Transactions on Communications*, 22:1715–1720, 1974.
- [86] Jelena Vucetic. A Hardware Implementation of Channel Allocation Algorithm Based on a Space-Bandwidth Model of a Cellular Network. *IEEE Transactions on Vehicular Technology*, 42:444–455, 1993.
- [87] W.C.Y.Lee. New Cellular Schemes for Spectral Efficiency. *IEEE Transactions on Vehicular Technology*, VT-36:188–192, 1987.
- [88] J.F. Whitehead. Cellular Spectrum Efficiency via Reuse Planning. *Proceedings of Vehicular Technology Conference*, 1985.
- [89] Wuyi Yue. Analytical Methods to Calculate the Performance of a Cellular Mobile Radio Communication System with Hybrid Channel Assignment. *IEEE Transactions on Vehicular Technology*, VT-40:453–459, 1991.
- [90] Tah-Shing Peter Yum and Wing-Shing Wong. Hot Spot Traffic Relief in Cellular Systems. *Journal on Selected Areas in Communication*, 11:934–940, 1993.
- [91] T.S. Yum and Mischa Schwartz. The join-biased-queue rule and its applications to routing in computer communication networks. *IEEE Transactions on Communications*, 1981.
- [92] Jens Zander and J. Frodigh. Capacity Allocation and Channel Assignment in Cellular Radio Systems using Reuse Partitioning. *Electronic Letters*, 28, 1991.
- [93] J. Zander. Distributed Cochannel Interference Control in Cellular Radio Systems. *IEEE Transactions on Vehicular Technology*, 41(1), 1992.
- [94] J. Zander. "Performance of Optimum Transmitter Power Control in Cellular Radio Systems". *Transactions on Vehicular Technology*, 41(1), 1992.
- [95] Jens Zander. Asymptotic Bounds on the Performance of a Class of Dynamic Channel Assignment Algorithms. *IEEE Journal on Selected Areas in Communications*, 11:926–933, 1993.
- [96] Jens Zander. Generalized Reuse Partitioning in Cellular Mobile Radio. *Radio Communications System Laboratory*, pages 181–184, 1993.
- [97] Ming Zhang. Comparisons of Channel Assignment Strategies in Cellular Mobile Telephone Systems. *IEEE Transactions on Vehicular Technology*, VT-38:211–215, 1989.
- [98] Ming Zhang and Tak-Shing Yum. The Non-Uniform Compact Pattern Allocation Algorithm for Cellular Mobile Systems. *IEEE Transactions on Vehicular Technology*, VT-40:387–391, 1991.